

RED006

6" Round Airflow Reducer - 25 CFM Reduction

For use with the following models:

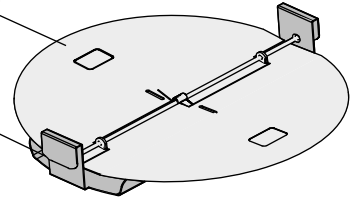
Arc and Cheng Collection (w/CBI-600A blower), AK75xxASX and AK8300ASX (w/CBI-600B blower), AK70xxAS, AK8100AS, ZAG-xxxAG, ZAN-xxxAS, ZAZ-xxxAS, ZSA-xxxBS, ZFI-M90BS, ZRM-xxxBS, ZRO-xxxBS.

Included Materials:

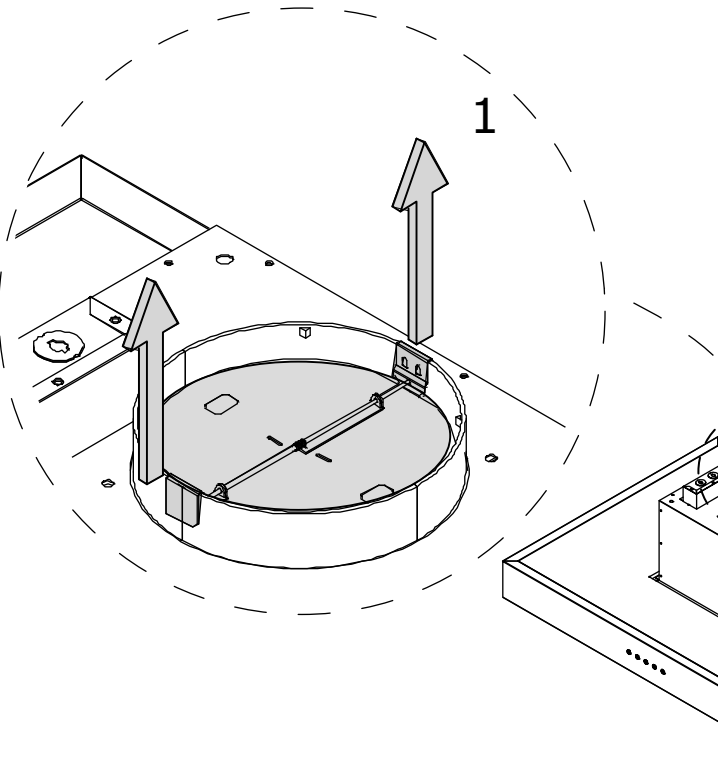
Installation Confirmation Sticker

6" Round Damper

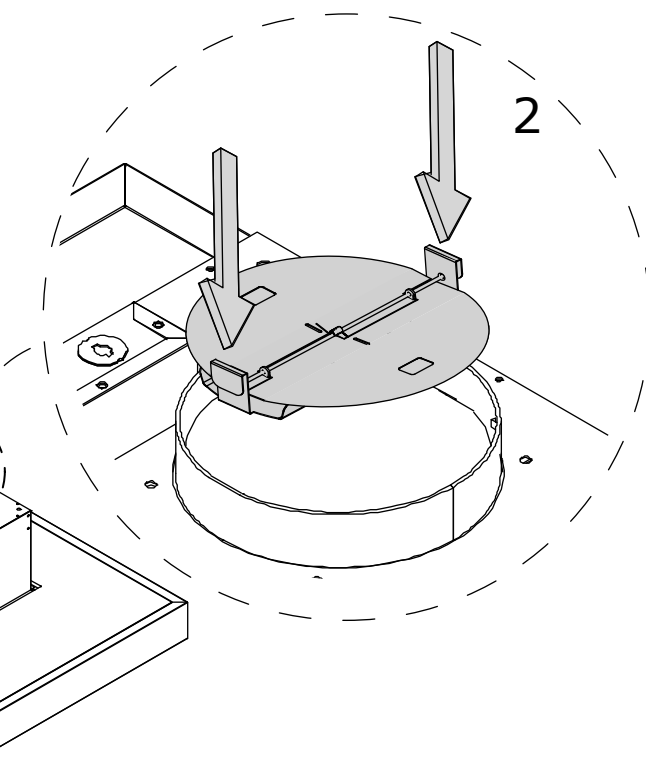
CFM Reducer Plate



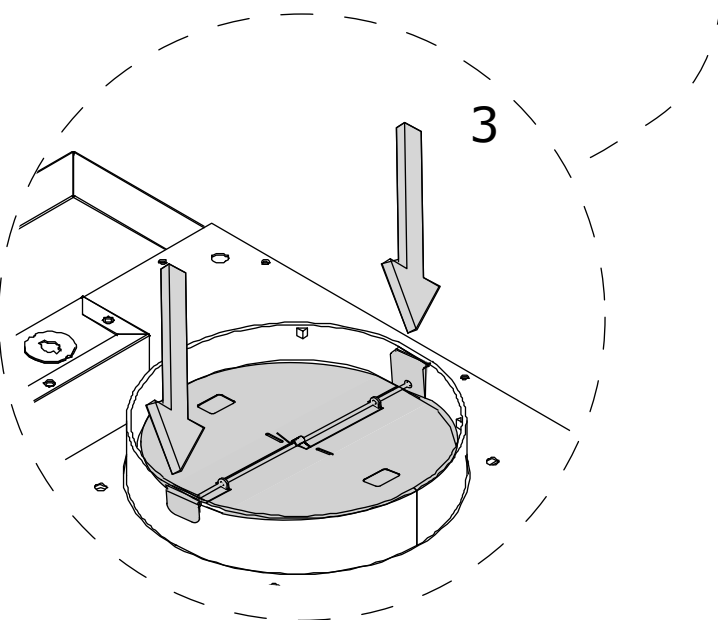
1. Remove existing damper and damper clips from blower collar.



2. Position CFM reducer so that reducer clips hang over blower collar.



3. Firmly press down on CFM reducer clips to secure CFM reducer in place.



4. Attach reducer installation confirmation sticker to a conspicuous location on the interior back wall of the unit.

