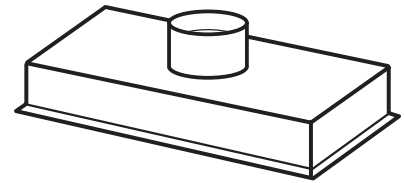


RMPE7004 POWER PACK



Exterior or attic-installed blower provides higher exhaust options, ranging from 600 to 1,500 CFM.

FEATURES

- 430 Stainless Steel #4 Brushed facing
- Fully enclosed bottom
- 8" round duct connect/backdraft damper
- Use with exterior-mounted or attic-installed remote blowers for different levels of exhaust capacity (see specifications)
- Multi-speed control
- Halogen lighting, Type GU10, MR16, shielded, 120V 50W max. (2 bulbs included)
- Dishwasher-safe aluminum filter features a quick-release latch and professional style appearance
- 27-9/16" wide design fits cabinet or custom hood that's 30" to 42" wide
- Heat Sentry™ - automatically turns blower to high speed when excess cooking heat is detected

OPTIONS

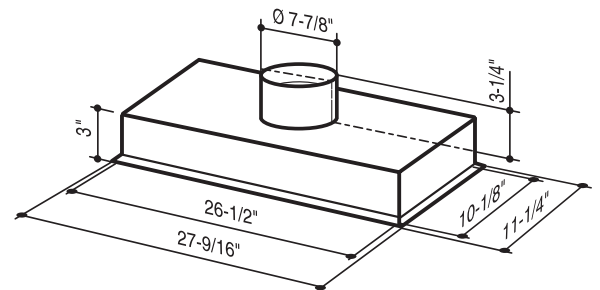
- 8" to 10" transition (Model 414) (Required to connect Power Pack to Exterior Blower)
- Replacement grease filters available
- Stainless liner (RML7030L, RML7036L, RML7048L, RML7030S, RML7036S, RML7048S)
- Interior blower version (RMP1) available, providing 400 CFM of exhaust

TYPICAL SPECIFICATION

Range hood shall be Broan Model RMPE7004.
 Unit shall be for indoor use only.
 Power pack shall connect to exterior or attic-installed remote blower.
 Unit shall have multi-speed fan switch and separate light switch.
 Bottom shall be fully enclosed.
 Unit shall be U.L. and cUL listed.

SPECIFICATIONS

| WITH OPTIONAL BLOWER MODELS | BLOWER CFM | VOLTS | AMPS | DUCT |
|-----------------------------|------------|-------|---|---|
| 331H | 600 max. | 120 | 0.83 (lights only) + 6.0 max. (blower only) | 8-in. round at the hood. See blower specs for duct requirements. |
| 332H | 900 max. | | | |
| 335 | 1200 max. | | | |
| 336 | 1500 max. | | | |
| HLB3 | 280 max. | | | |
| HLB6 | 600 max. | | | |
| HLB9 | 800 max. | | | |
| HLB11 | 1100 max. | | | |



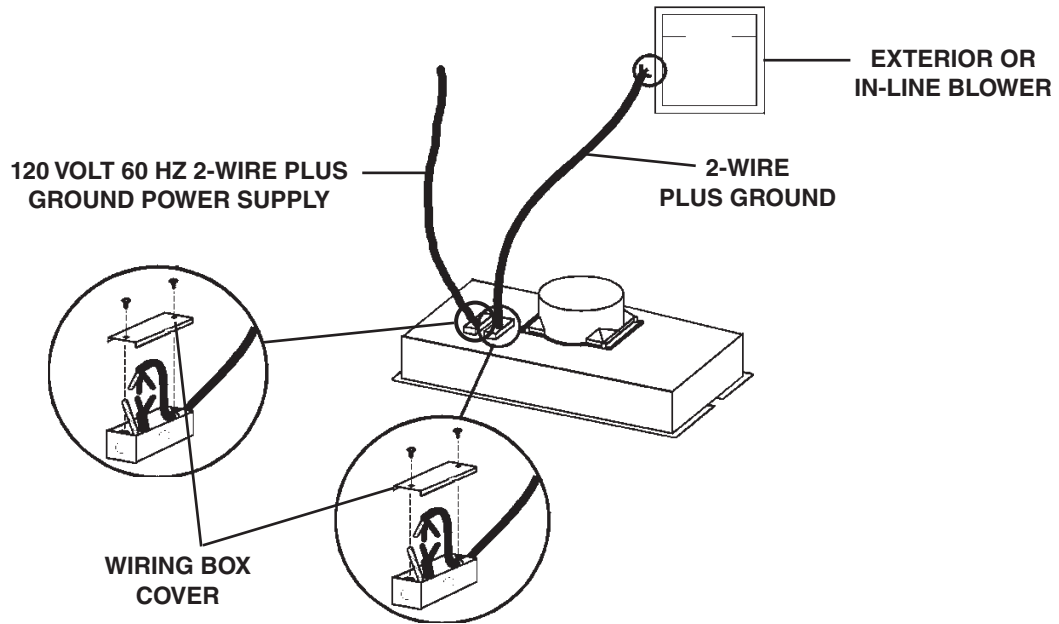
Mount power pack so bottom of unit is 24" to 30" above cooking surface.



Broan-NuTone LLC Hartford, Wisconsin www.broan.com 800-558-1711
 Broan-NuTone Canada Mississauga, Ontario www.broan.ca 877-896-1119

| REFERENCE | QTY. | REMARKS | Project |
|-----------|------|---------|--|
| | | | Location |
| | | | Architect |
| | | | Engineer |
| | | | Contractor |
| | | | Submitted by Date |

RMPE7004 WIRING



RMPE7004 MOUNTING

