

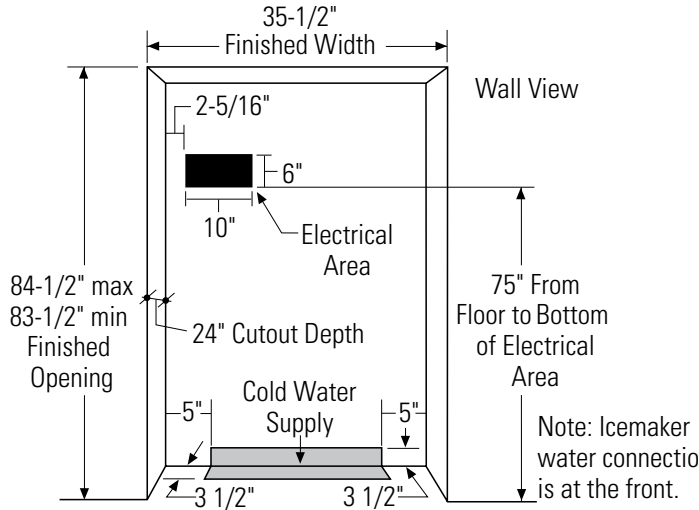
ZICP360NX

GE Monogram® 36" Professional Built-In Bottom Freezer Refrigerator

Dimensions and Installation Information (in Inches)

The Installation Space

The finished cutout width must be 35-1/2"



The cutout depth must be 24"

The refrigerator will project forward, slightly beyond adjacent cabinetry, depending on your installation.

The cutout depth beneath a soffit

When installed beneath a soffit, the soffit cannot exceed the 24" installation depth shown. The top case trim overlaps the bottom of the soffit.

Electrical

A 115V, 60Hz., 15 or 20 amp power supply is required. An individual properly grounded branch circuit or circuit breaker is recommended. Install a properly grounded 3-prong electrical receptacle recessed into the back wall. Electrical must be located on rear wall as shown.

Note: GFI (ground fault interrupter) is not recommended.

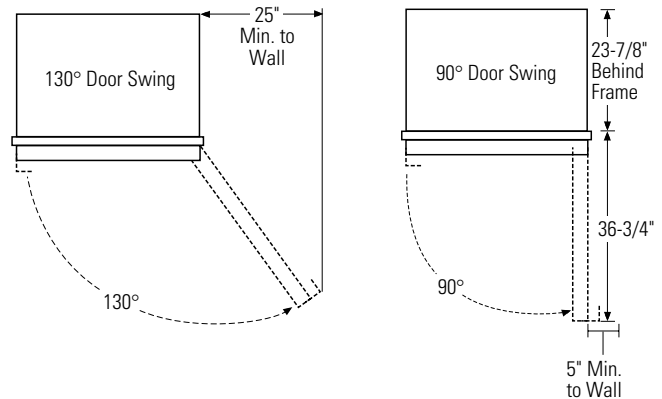
Water Line

The water line can enter the opening through the floor or back wall. Route GE SmartConnect™ Kit or 1/4" O.D. copper tubing between the cold water line and the water connection location at the front of the refrigerator. The tubing must be long enough to extend to the front of the refrigerator. The installation of an easily accessible shut-off valve in the water line is required.

For answers to your Monogram®, GE Profile™ or GE® appliance questions, visit our website at ge.com or call GE Answer Center® service, 800.626.2000.

Door Swing Clearances

The installation must allow for clearances to adjacent walls or cabinets. These refrigerators are equipped with a 2-position door stop. The factory-set 130° door swing can be adjusted to 90° if clearance to adjacent cabinets or walls is restricted.



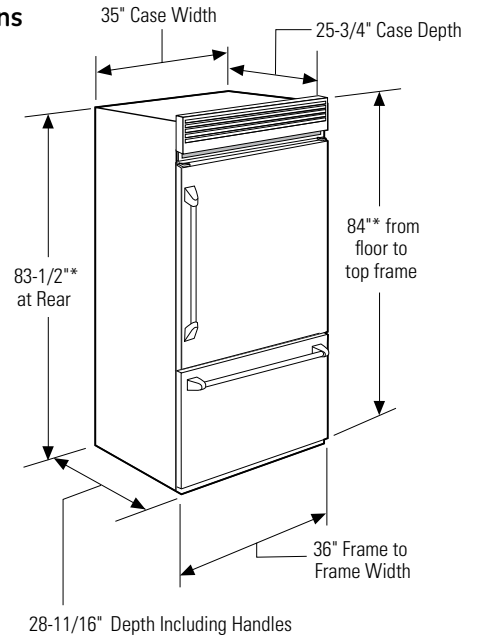
Allow 25" minimum clearances for a full 130° door swing. Allow 15" for pan removal.

- 5" minimum clearance is required when the door swing is adjusted to 90°. If the 90° door stop position is used, pan access is maintained, but pan removal is restricted.

Product Dimensions

*Shipping Height:

The refrigerator can be adjusted to fit into a cutout that is 83-1/2" min. to 84-1/2" max. height. The top case trim at the front is 1/2" higher and will overlap upper cabinetry or soffit. Use leveling legs and wheels for a maximum 1" height adjustment.




ZICP360NX

GE Monogram® 36" Professional Built-In Bottom Freezer Refrigerator

Features and Benefits

- Professional Appearance with 304 Stainless Steel
 - Conveys both a sense of solidity and beauty with tubular handles, louvered grille and chamfered, hand-finished edges
- Upfront Electronic Controls with Digital Readout
 - Allows precise temperature settings and are positioned for maximum ease of use
- Humidity Controlled Vegetable Compartments and Sealed Snack Pans - Help maintain freshness and help preserve foods longer
- Adjustable, Spill Proof Glass Shelves - Make it easy to customize storage to handle foods and containers of various sizes
- 2 Sealed Deli Pans with Full-Extension Slides
- Six Adjustable Door Bins - Offer added storage flexibility
- GE Water™ Filtration System - Delivers clean, great tasting ice
- Model ZICP360NXRH - Right-handed door swing
- Model ZICP360NXLH - Left-handed door swing



imagination at work