

FRIGIDAIRE

affinity



Front Load Dryers

FAQE7072L R/N/A/W

10 Dry Cycles
7.0 Cu. Ft. Electric



Optional SpaceWise® Pedestal Drawer Shown

Signature Features




Ultra-Capacity Dryer

The largest in its class¹, so you do more laundry with less effort.



Quick Dry

Dry a full load in just 25 minutes.²



DrySense™ Technology

Dries your clothes more precisely, reducing wrinkles.



TimeWise™ Technology

TimeWise® technology ensures wash time equals dry time — so you don't wait for clothes to dry.

Product Dimensions

Height	36"
Width	27"
Depth	30-5/16"

More Easy To Use Features

One-Touch™ Wrinkle Release

This option features Wrinkle Release Technology that finishes by tumbling without heat, preventing wrinkles, so your clothes look great every time.

No-Wash Sanitize Cycle

A convenient option to quickly sanitize or refresh items without washing. Perfect for delicate items or children's plush toys.

Energy Saver Option

Reduces energy use up to 35%.³

Express-Select® Controls

Easily select options with the touch of a button.

SilentDesign™

Designed for quiet operation.

Optional Pedestal Drawer



NSF® International Certification

Available in:

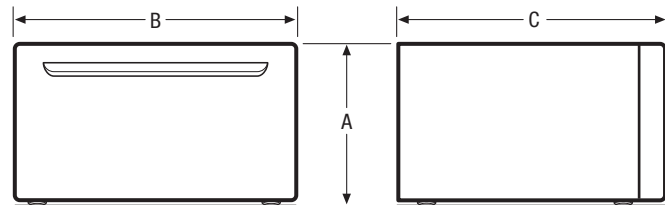
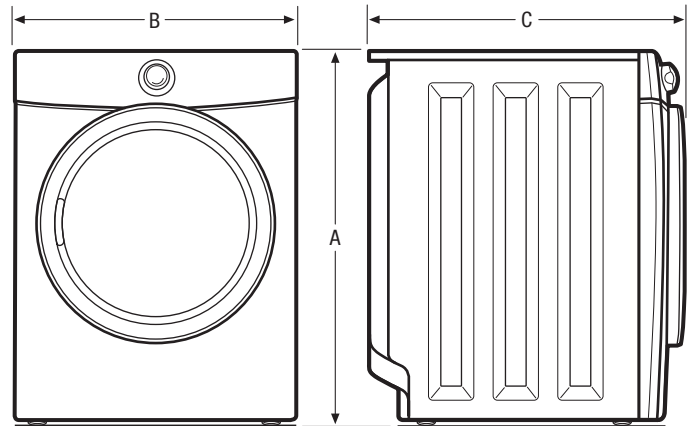


¹Based on 7.0 cu. ft. capacity on 36" installation platform.

²Based on AHAM standard for 8 lb. load for various load compositions/Quick Cycle selected.

³Based on a 3 lb. delicate AHAM load as compared to not using energy saver option for the same model.

Features	
Total Capacity (Cu.Ft.)	7.0
Controls	Express-Select®
Dryer Drum Interior	Stainless Steel
Interior Light	Yes
Door Trim	Chrome
Ready Steam™	
DrySense™ Technology	Yes
Wrinkle Release Technology	Yes
TimeWise® Technology	Yes
Moisture Sensor	Yes
Time Remaining Indicator	Yes
Cycle Status Lights	Yes
Cycle Signal	Chime
Cycle Signal "On/Off"	Yes
Cycle Signal Volume Control	Yes
Control Lock	Yes
Start/Pause/Cancel Buttons	Yes
Energy Saver Option	Yes
Delay Start	1 to 12 Hours
Tumble Speed (RPM)	50
Reversible Door	Yes
Lint Screen	Yes
Sound Package	SilentDesign™
Adjustable Leveling Legs	Yes
Cycles	
Dry Cycles	10
Specialty Cycles	0
Options	
Temperature Selections	5
Dryness Level Selections	5
Timed Dry	15, 30, 45, 90
Optional Accessories	
Dryer Stacking Kit	PN# STACKIT4X
15" Frigidaire Affinity® Pedestal Drawers	
Classic Red (R)	(R) PN# CFPWD15R
Classic Blue (N)	(N) PN# CFPWD15N
Classic Silver (A)	(A) PN# CFPWD15A
Classic Black (B)	
Classic White (W)	(W) PN# CFPWD15W
Mobile Home Installation Kit	PN# 137067200
Drying Rack	PN# 137067300
Certifications	
NSF® Certified Sanitize	Yes
Specifications	
Power Supply Connection Location	Right Bottom Rear
Voltage Rating	240V/60Hz/30A
Connected Load (kW Rating) @ 240 Volts	5.0
Amps @ 240 Volts	24
Heating Element @ 240 Volts (Watts)	5,500
Shipping Weight (Approx.)	140 Lbs.

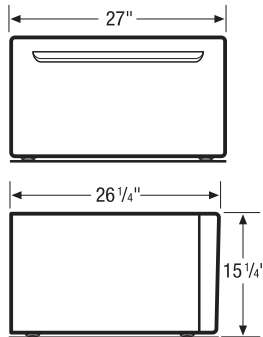
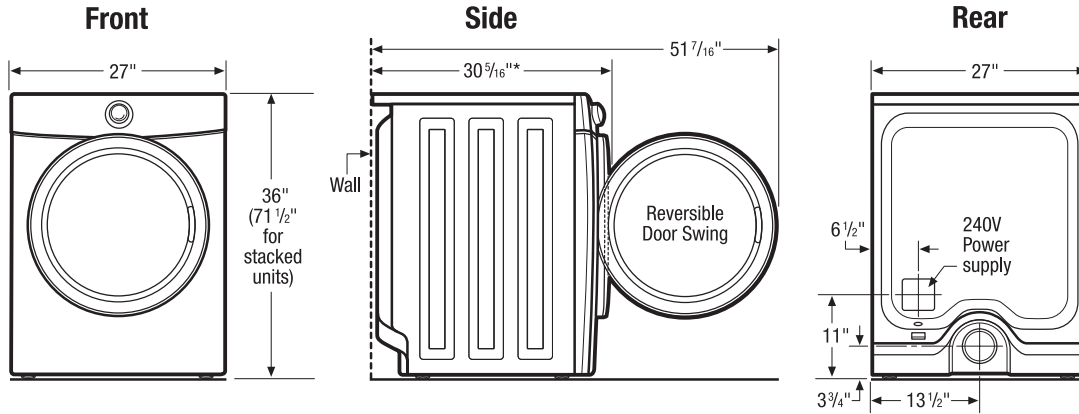


NOTE: For planning purposes only. Always consult local and national electric and plumbing codes. Refer to Product Installation Guide for detailed installation instructions on the web at frigidaire.com.



Product Dimensions	
A - Height (Single)	36"
Height (Stacked)	71-1/2"
B - Width	27"
C - Depth	30-5/16"
Depth with Door Open 90°	51-7/16"
Pedestal Dimensions	
A - Height	15-1/4"
B - Width	27"
C - Depth	26-1/4"

Accessories information available on the web at frigidaire.com

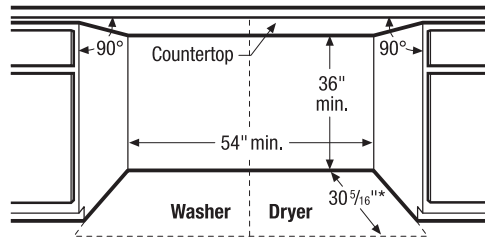


15" Drawer Pedestal Installation

Elevates dryer height to 51 1/4". For detailed pedestal installation, refer to instructions included with pedestal or on web. **Note:** Pedestal Installation requires modified utility hookup locations. For details, refer to Product Installation Guide on web.

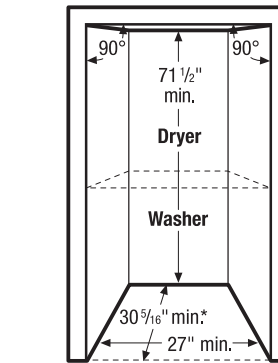
Built-In Installations

For built-in installations, NO minimum clearance required around sides or backs of units. For closet installation, allow additional 1" clearance between fronts of units and door. Location of plumbing, exhaust and utility hookups MUST be considered in built-in installations. For additional installation details, refer to Product Installation Guides on web.



Side-by-Side Units in Under-Counter Installation
Can be installed with standard countertop and/or cabinetry.

* To achieve minimal installation depth dimensions, dryer MUST be vented straight back. For installation with quick-turn 90° elbow, refer to Product Installation Guide on web for approximate clearances incurred with multi-directional exhausting options in freestanding, pedestal-mounted, or stacked installation.



Stacked Units in Recessed or Closet Installation

For detailed stacked installation, refer to instructions included with Stacking Kit or on web. **Note:** Stacked installation requires modified utility hookup locations for dryer. For details, refer to Product Installation Guide on web.

Front Load Dryer Specifications

- Product Shipping Weight (approx.) - 140 Lbs.
- An electrical supply with grounded three-prong receptacle is required.
- Voltage Rating - 240V/60 Hz/30 Amps
- Single phase 3- or 4-wire cable, 240 Volt, 60 Hertz AC only electrical supply with ground required on separate circuit fused on both sides of line. (Do not use same circuit as washer.)
- Connected Load (kW Rating) @ 240 Volts = 5.0kW
- Amps @ 240 Volts = 24 Amps
- Dryer MUST employ a 3-conductor NEMA 10-30 type SRDT or 4-conductor NEMA 14-30 type SRDT or ST (as required), rated at 240 volt AC minimum, 30 amp power supply cord marked for use with clothes dryers (not supplied).
- Grounding through neutral link prohibited in specific applications and certain locales, requiring use of 4-wire system. (For detailed electrical requirements, refer to Product Installation Guide on web.)
- Always consult local and national electric codes.
- Can be installed alone, with or without optional 15" Drawer Pedestal, or stacked above matching Frigidaire® Affinity Washer, which requires installation of optional Dryer Stacking Kit. (For installation details, refer to instructions included with optional pedestal or stacking kit or on web.)
- Can be built in with matching Frigidaire® Affinity Washer in under-counter, recessed or closet installation. (Refer to Built-In Installations on this page for cutout dimensions. For additional installation details, refer to Product Installation Guide on web.)
- Closet installation requires vented door with 2 unobstructed louvered openings, minimum 60 sq. in. each, located 3" from top and bottom of door. Full-length 120 sq. in. opening also acceptable. Allow additional 1" clearance between fronts of units and closed door.

- Do NOT install in area exposed to dripping water or outdoor weather conditions; where gasoline or other flammables are kept or stored; or where dryer comes in contact with curtains, drapes or anything that will obstruct flow of combustion and ventilation air.
- For garage installation, dryer MUST be located minimum 18" above floor.
- Floor MUST be solid with 1" maximum slope. Do NOT install on carpeted surface.
- Dryer MUST exhaust to outside of building, NOT into any concealed space.
- Exhaust installation requires minimum 4"-diameter rigid or flexible metal duct with approved vent hood having swing-out damper(s). Do NOT use flexible plastic or metal foil duct and use shortest run possible.
- Leveling legs supplied to level dryer properly and reduce excessive noise and vibration.

Note: For planning purposes only. Refer to Product Installation Guide on the web at frigidaire.com for detailed instructions.

Optional Accessories

- Dryer Stacking Kit - (PN# STACKIT4X).
- 15" Classic Red Drawer Pedestal - (PN# CFPWD15R).
- 15" Classic Blue Drawer Pedestal - (PN# CFPWD15N).
- 15" Classic Silver Drawer Pedestal - (PN# CFPWD15A).
- 15" Classic White Drawer Pedestal - (PN# CFPWD15W).
- Mobile Home Installation Kit - (PN# 137067200).
- Drying Rack - (PN# 137067300).

