

# RH1-2-3-SSB-HD

## TEMPGUARD® REACH-IN REFRIGERATORS

TEMPGUARD® Self-Contained Reach-In Refrigerators with EverCheck® Audio Alert

Item # \_\_\_\_\_

Project: \_\_\_\_\_

Qty: \_\_\_\_\_

\*AutoCad available on KCL

RH1-2-3-SSB-HD

5/08

Item # 13135

### RH1-SSB-HD DIMENSIONS

W x D x H

27.5 x 33.6 x 84.5\*

\*with 6" adj. legs

### RH2-SSB-HD DIMENSIONS

W x D x H

55 x 33.6 x 84.5\*

\*with 6" adj. legs

### RH3-SSB-HD DIMENSIONS

W x D x H

82.5 x 33.6 x 84.5\*

\*with 6" adj. legs

### Cabinet Construction

- Stainless steel interior and exterior for long life, durability and easy maintenance
- Ducted air distribution system achieves a uniform box temperature, even when full; An electronic control senses cabinet air temperature and adjusts the refrigeration system to maintain desired temperature
- (3) heavy duty epoxy shelves per section are standard; Mounted on stainless steel pilasters, shelves are adjustable in 1" increments
- Cabinet door perimeter heater provides condensation control in high humidity environments and is equipped with a back-up heater should the primary heater fail; Manual power switch allows for energy savings in low humidity conditions
- Cabinet and doors are 2 3/8" thick, insulated with R-134A, CFC free foamed in place polyurethane
- Interior light automatically activated when doors are opened
- Die cast legs and stainless steel feet offer increased durability

### Door Construction

- Doors are constructed of high grade 300 Series stainless steel inside and out (HD - Two half doors per section)
- Flush mount door handles maximize aisle space by eliminating protruding parts
- Door hinges are all metal with tension spring closure and will not wear out like traditional cam-lift hinges; Doors stay open at 105° and are self-closing at 75°; Door hinge spring tension is adjustable
- Step door design protects door gasket when product is removed from the box; Snap-in magnetic door gaskets are durable and easily removed
- Door hinging is field reversible

### Refrigeration System

- High efficiency refrigeration system is designed with a large capacity condenser and evaporator resulting in lower overall power consumption
- TempGuard's® EverCheck® controls monitor high and low temperatures, high pressure, high and low voltage, clean filter and cabinet temperature functions and provides audio and visual alarms to alert operator to possible problems
- Refrigeration system is mounted on a fully insulated rotocast platform and is easily removable from the main unit
- Evaporator coil is coated for extended life
- Refrigeration system is equipped with solid state, digital controls to maintain optimum cabinet temperature
- Removable, cleanable air filter protects condenser and reduces cleaning requirements
- Hot gas condensate evaporator is standard with a condensate overflow tube to direct excess water away from top of cabinet under extreme conditions
- 115 volt units equipped with cord and plug
- Refrigerant: R-404A with expansion valve control



RH1-SSB-HD



RH2-SSB-HD



RH3-SSB-HD



### Warranty

Valid in United States, Canada, Puerto Rico, & U.S. Territories. Contact factory for warranty in other countries.

**Two Year** - Parts & Labor on entire machine.

**Five Year** - Parts on: Compressor.



# Hoshizaki

## RHI-2-3-SSB-HD REACH-IN REFRIGERATORS

### DIMENSIONS

W x D x H

- RH1-SSB-HD**  
27.5 x 33.6 x 84.5\*  
\* with 6" adj. legs
- RH2-SSB-HD**  
55 x 33.6 x 84.5\*  
\* with 6" adj. legs
- RH3-SSB-HD**  
82.5 x 33.6 x 84.5\*  
\* with 6" adj. legs

- 1 section refrigerator
- 2 section refrigerator
- 3 section refrigerator

### DIMENSIONS/CAPACITY

Model #	One Section RH1-SSB-HD	Two Section RH2-SSB-HD	ThreeSection RH3-SSB-HD
Interior Storage Capacity (CF)	22.3 ft <sup>3</sup>	48.3 ft <sup>3</sup>	73.7 ft <sup>3</sup>
Overall Width	27.5"	55"	82.5"
Overall Depth	33.6"	33.6"	33.6"
Height (including 6" adj. legs)	84.5"	84.5"	84.5"
Depth with Door open at 90°	58.5"	58.5"	58.5"
Door Opening Width	21.75"	21.75"	21.75"
Door Opening Height	26.75"	26.75"	26.75"
Adjustable Shelves	3	6	9
Center Shelves	-	3	6
Shelf Dimensions (W x D)	21.25" x 26"	21.25" x 26"	21.25" x 26"
Crated Shipping Weight	400 lbs	650 lbs	825 lbs
Crated Height	85"	85"	85"
Crated Width	32"	59"	87"
Crated Depth	38"	38"	38"

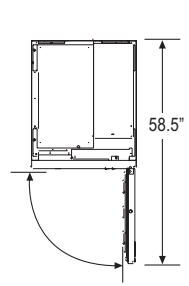
### ELECTRICAL & REFRIGERATION DATA

Model #	One Section RH1-SSB-HD	Two Section RH2-SSB-HD	ThreeSection RH3-SSB-HD
Voltage	115/60/1	115/60/1	115/60/1
Amperage	7.0	10.0	13.0
HACR Breaker	15.0	15.0	15.0
Electrical Connection (NEMA)	5-15P	5-15P	5-15P
*Energy Consumption (kwh/day)	7.6	12.2	15.7
*Heat Rejection(BTU/Hr.)	1075	1735	2236
Approximate Nominal Compressor BTU/Hr.(HP)	1490 (1/5hp)	2700 (1/3hp)	3750 (1/2hp)
Voltage Range	104 - 126	104 - 126	104 - 126
Ambient Temp. Range	45°-100°F	45°-100°F	45°-100°F
Control Setpoint Range	36°-50°F	36°-50°F	36°-50°F
*Refrigerant	R-404A	R-404A	R-404A

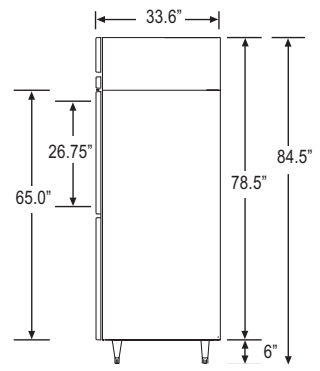
\* Based on 100°F ambient cycling at setpoint

### OPTIONS

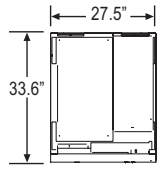
- Heavy duty 4" casters
- Additional epoxy shelves
- Patented foot pedal door opener
- Door padlock hasp
- Door reversal kit
- Stainless steel shelves
- Patented combination tray/pan slides



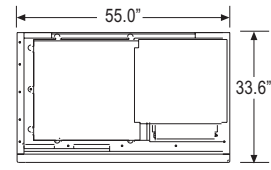
DOOR SWING (ALL UNITS)



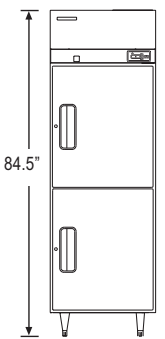
SIDE VIEW (ALL UNITS)



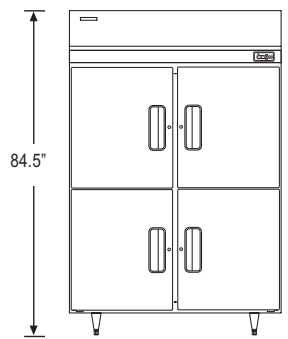
PLAN VIEW



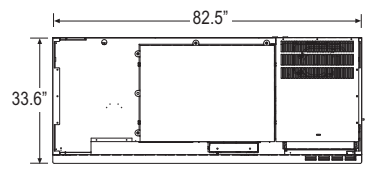
PLAN VIEW



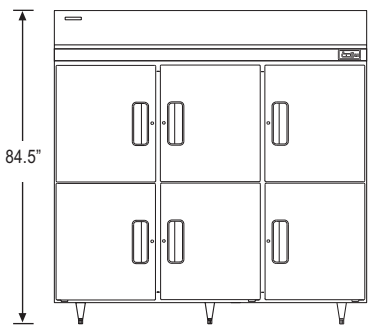
RH1-SSB-HD



RH2-SSB-HD



PLAN VIEW



RH3-SSB-HD



© HOSHIZAKI AMERICA, INC.

618 Hwy. 74 S., Peachtree City, GA 30269

TEL 1-800-438-6087

FAX 1-800-345-1325

www.hoshizaki.com

Printed in U.S.A.

