

HWF40/68A

WORKTOP FREEZERS

TEMPGUARD® Self-Contained Worktop Freezers with EverCheck® Controls

Item # _____

Project: _____

Qty: _____

*AutoCad available on KCL

HWF40/68A

5/08

Item # 13169

HWF40A DIMENSIONS

W x D x H

40.25 x 32.3 x 39.9*

*with 6" casters

HWF68A DIMENSIONS

W x D x H

68 x 32.3 x 39.9*

*with 6" casters

HWF40A

Shown



HWF68A

Shown



- Stainless steel interior and exterior top, front, sides and bottom with galvanized steel back for long life, durability and easy maintenance. The stainless steel top includes a 4" backsplash
 - (2) heavy duty epoxy shelves per section are standard, mounted on stainless steel pilasters, shelves are adjustable in 1" increments
 - Cabinet door perimeter heater provides condensation control in high humidity environments and is equipped with a back-up heater should the primary heater fail
 - Cabinet and doors are insulated with 2 1/4" CFC free, foamed-in-place polyurethane
 - 6" heavy duty casters (2 with brakes) are standard
 - Doors are constructed of high-grade 300 series stainless steel inside and out
 - Doors are self-closing with a stay open feature at 105°
 - Stepped door design protects door gasket when product is removed from the cabinet; Snap in magnetic door gaskets are durable and easily removed
 - Door hinging is reversible at the factory
 - High-efficiency refrigeration system is designed with a large capacity condenser and evaporator resulting in lower overall power consumption; Evaporator coil is coated for extended life
 - TempGuard's® EverCheck® controls monitor high and low temperatures, high pressure, clean filter and cabinet temperature functions and provide visual alarms to alert operator to possible problems
 - Cartridge-style refrigeration system is easily removable from the main unit for ease of service
 - Refrigeration system is equipped with solid state digital controls (Fahrenheit or Celsius display)
 - Refrigeration system is designed to maintain proper temperatures with "zero" clearance on ends and at rear
 - Defrost cycles are time initiated - temperature terminated and can be set to cycle from one to twelve hours to prevent ice formation and maintain optimum cabinet temperatures
 - Removable, cleanable air filter protects condenser and reduces cleaning requirements
 - Hot gas condensate evaporator is standard
 - Units equipped with 8' - 6" cord and plug
 - Refrigerant: R-404A with capillary tube controls
- * The HWF68A worktop freezer is ENERGY STAR certified.



Warranty

Valid in United States, Canada, Puerto Rico, & U.S. Territories. Contact factory for warranty in other countries.

Two Year - Parts & Labor on entire machine.

Five Year - Parts on: Compressor.



Hoshizaki

HWF40/68A WORKTOP FREEZERS

DIMENSIONS
W x D x H
HWF40A
40.25 x 32.3 x 39.9
*with 6" casters
HWF68A
68 x 32.3 x 39.9
*with 6" casters

WORKTOP FREEZERS

- 1 section worktop freezer
- 2 section worktop freezer

DIMENSIONS/CAPACITY

Model #	HWF40A	HWF68A
Interior Storage Capacity (CF)	8.5 ft ³	18.8 ft ³
Overall Width	40.25"	68"
Overall Depth	32.3"	32.3"
Height (including 6" casters)	39.9"	39.9"
Depth with Door Open 90°	56.8"	56.8"
Door Opening Width	22.5"	22.5"
Drawer Opening Height	24.3"	24.3"
Adjustable Shelves	2	4
Shelf Dimensions (W x D)	22.4" x 24.6"	25" x 24.6"
Crated Shipping Weight	322 lb	450 lb
Crated Height	40.5"	40.5"
Crated Width	44.25"	72"
Crated Depth	35.5"	35.5"

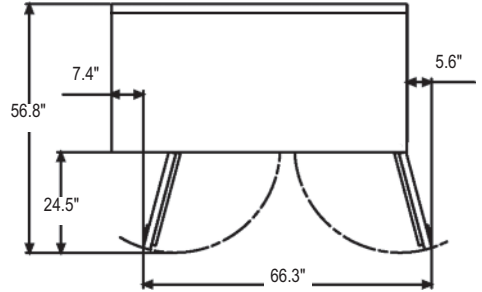
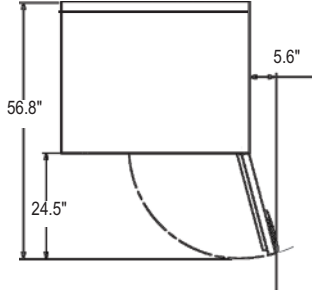
ELECTRICAL & REFRIGERATION DATA

Model #	HWF40A	HWF68A
Voltage	115/60/1	115/60/1
Amperage	5.5	10.0
HACR Breaker	15.0	15.0
Electrical Connection(NEMA)	5 - 15P	5 - 15P
*Energy Consumption(kwh/day)	8.0	12.0
* Heat Rejection(BTU/Hr.)	1133	1708
Approximate Nominal Compressor BTU/Hr.(HP)	1378 (3/8HP)	2592 (1/2HP)
Voltage Range	104 - 126	104 - 126
Ambient Temp. Range	45° - 100°F	45° - 100°F
Control Setpoint Range	-13° to +19°F	-13° to +19°F
*Refrigerant	R-404A	R-404A

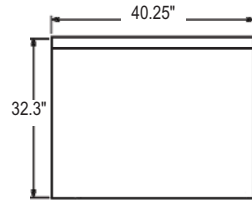
* Based on 100°F ambient cycling at setpoint

OPTIONS

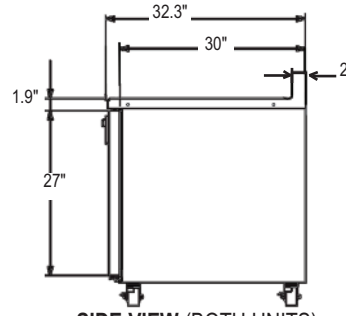
- 6" Legs
- 6" Casters
- Doors
- Stainless steel back
- Bullnose top (front & rear)
- Foot pedal
- Reversible hinging



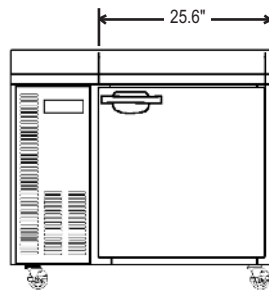
DOOR SWING



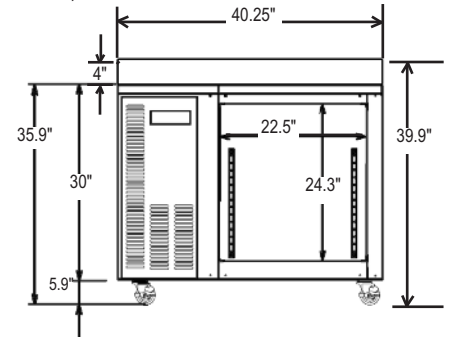
PLAN VIEW



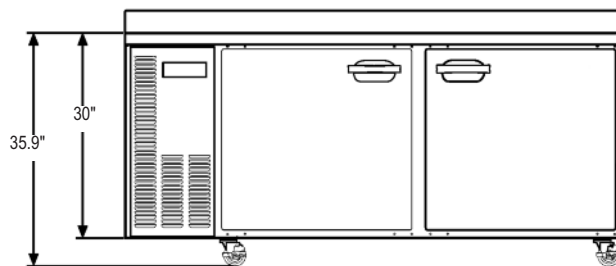
SIDE VIEW (BOTH UNITS)



HWF40A



HWF68A



© HOSHIZAKI AMERICA, INC.

618 Hwy. 74 S., Peachtree City, GA 30269

TEL 1-800-438-6087

FAX 1-800-345-1325

www.hoshizaki.com

Printed in U.S.A.

