

ZCGP150RII - GE Monogram™ 15" Built-In Compactor for Custom Panels

Dimensions and Installation Information (in inches)

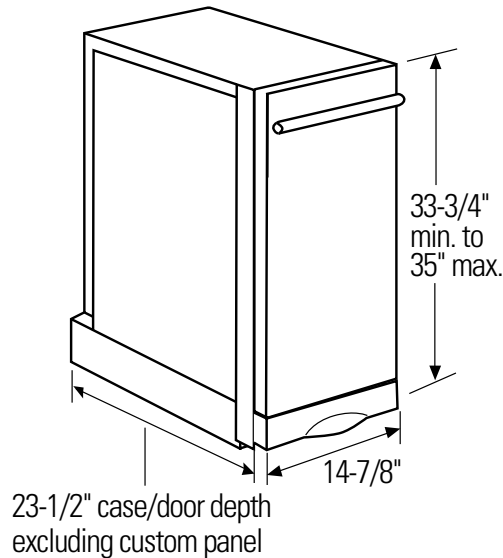
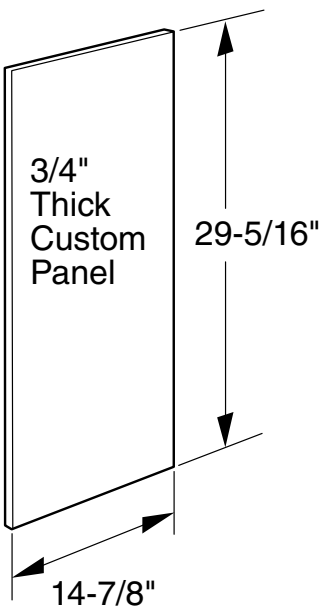
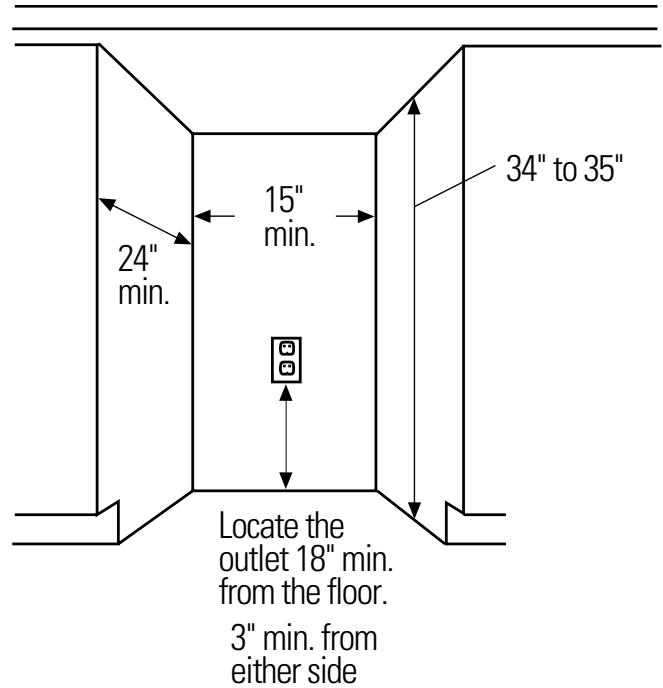
This compactor is designed as a built-in appliance only. It may be located in any convenient space under a countertop. DO NOT OPERATE FREE-STANDING because the compactor will tip over when the drawer is pulled out.

Additional Specifications: A 115 Volt, 60 Hz. power supply is required. An individual properly grounded branch circuit protected by a 15- or 20-amp circuit breaker or time delay fuse is recommended. Install a properly grounded 3-prong electrical receptacle recessed into the back wall. Electrical outlet location is critical for proper cord storage when compactor is installed.

If the compactor is to be located in or near a corner of base cabinets, allow 6" minimum clearance from the corner for bag removal on the right side.

Install a 3/4" thick custom drawer panel/handle onto the ZCGP150RII. for planning purposes, you may order the template, Pub. No. 31-30597 in advance. The maximum panel weight is 12 lbs.

Front View (not to scale)



Clearances: Allow 6" clearance to a vertical wall on the right side for bag removal. Allow 23" at the front for a full drawer opening.

For answers to your Monogram®, GE Profile™ or GE® appliance questions, visit our website at geappliances.com or call GE Answer Center® service, 800.626.2000.



imagination at work

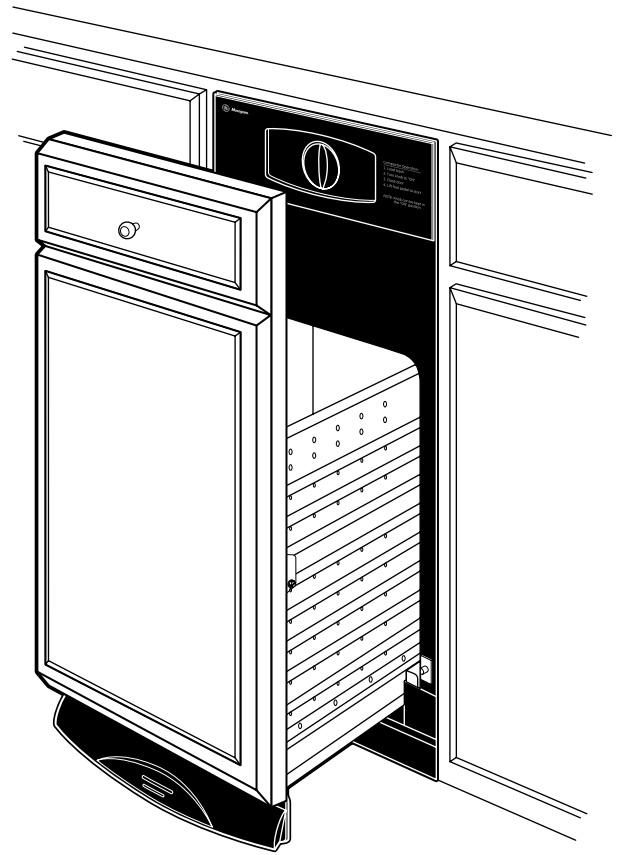


Listed by Underwriters Laboratories

ZCGP150RII - GE Monogram 15" Built-In Compactor for Custom Panels

Features and Benefits

- Hidden Controls - The controls are hidden behind the compactor door, lending a beautiful designer appearance
- Built-In Only - The compactor is built-in to adjacent cabinetry for an upscale appearance
- 1.4 Cu. Ft. Capacity - Provides plenty of room for waste items or recyclables
- 1/3 HP Motor - Powerful motor provides heavy-duty compacting power
- Removable Key Lock - Provides added safety by assuring the drawer remains locked during use
- Toe Pedal Opener - Hands-free toe pedal drawer makes it easy to open and load
- Automatic Anti-Jam - Operation is easy and reliable, even with a challenging load
- Rear Wheels - Allow easy movement and installation
- Removable Drawer - Makes it simple to empty and clean
- Model ZCGP150RII - Custom panel required



imagination at work