



Model CT30EU 30" Unframed Electric Cooktop

With Wolf's unframed electric cooktops there's no stainless steel trim, just the sophisticated, minimalist exterior subtly patterned design to hide any unsightly scratches. Three heating elements with seven zones offer exceptional control of temperature for cooking utensils of every size. A bridge connects two elements for an 8-inch by 17-inch, 4400 watt heating area. All elements offer True Simmer along with one element that enables you to set the temperature for melting.



Model CT30EU shown in flush mounted installation.

Features

- Can be mounted flush with top of countertop or as a frameless installation sitting on top of the countertop surface
- Easy-to-clean black ceramic glass surface is resistant to scratching, staining, impact and heat—translucent surface allows you to see the glow of hot elements
- High-frequency pulsation elements improve cooking performance and control
- Three heating elements with seven zones
- Bridge-zone element connects two elements to provide a larger cooking area
- Temperature limiter to ensure that safe operating temperature of ceramic glass is never exceeded
- Illuminated touch controls with graduated control lighting
- True Simmer setting on all elements
- Melt setting on one element
- Hot-surface indicator light in control panel
- Lock mode—cooktop can be locked so that no elements can be turned on
- Universal OFF turns all elements off
- Countdown timer with 1 to 99 minute range and adjustable sound frequency and volume

Model

CT30EU

Design

Unframed

Maximum Element Power

- Triple-zone element power: 900 W/1800 W/2500 W
- Single element power: 1200 W
- Bridge-zone element power—(2) 1800 W single elements with 800 W bridge: 4400 W



Model CT30EU



This appliance is certified by Star-K to meet strict religious regulations in conjunction with specific instructions found on www.star-k.org.



Touch Controls

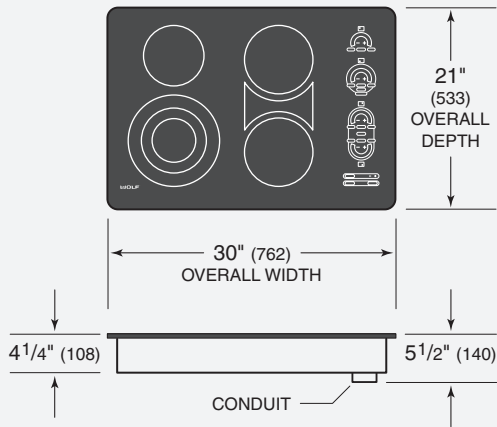


Translucent Surface



**Model CT30EU
30" Unframed Electric Cooktop**

Overall Dimensions



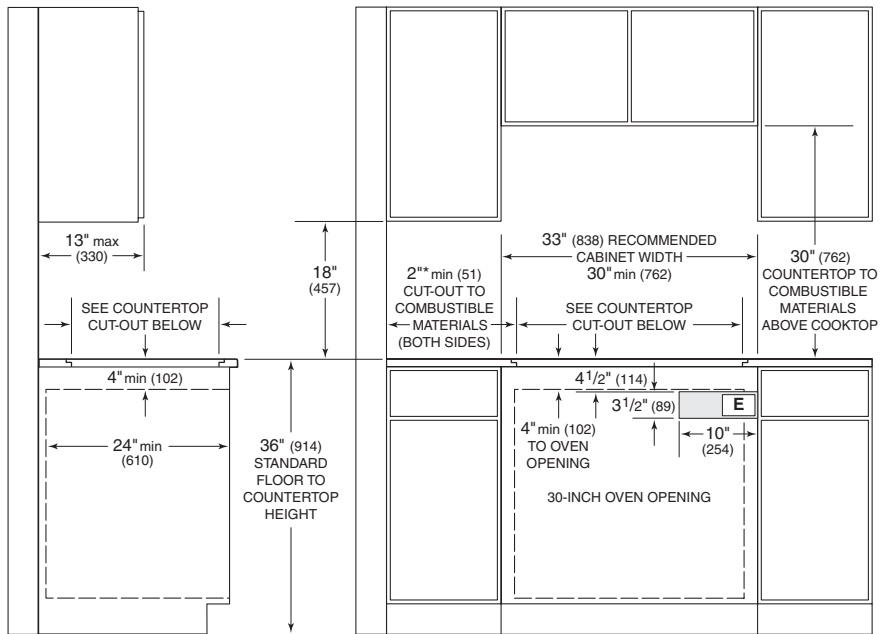
Unit dimensions may vary by $\pm 1/8"$.

Specifications

Overall Width	30"
Overall Height	4 1/4"
Overall Depth	21"
Heating Element Outer Diameter	
(1) Triple	10"
(3) Single	(2) 8" and 6 1/2"
Bridge Element Dimensions	8" x 17"
Recommended Cabinet Width	33"
Minimum Cabinet Width	30"
Minimum Cabinet Depth	22 3/4"
Minimum Height Clearance*	4 1/2"
Countertop Cut-Out	28 3/8" W x 19 3/8" D
Electrical Requirements	
	240 V AC / 60 Hz / 40 amp
	208 V AC / 60 Hz / 40 amp
Conduit	4' flexible 3-wire
Electric Rating	8.1 kW at 240 V AC 6.1 kW at 208 V AC
Shipping Weight	45 lbs

*Minimum 6 1/4" clearance is required between countertop and any combustible surface directly below the cooktop.

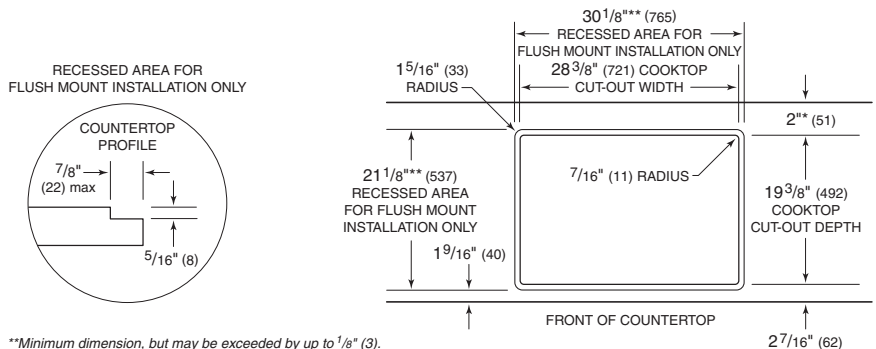
Installation Specifications



*Minimum clearance from both side edges and back edge of cooktop cut-out to combustible materials up to 18" (457) above countertop.

Installation Notes

Complete installation specifications can be found on our website, wolfappliance.com.



**Minimum dimension, but may be exceeded by up to 1/8" (3).

Dimensions in parentheses are in millimeters unless otherwise specified.