

## **MASTER SERIES WHIRLPOOLS**

**MODEL 2770 - CADET® 5' x 32"**

**MODEL 2771 - CADET® 5' x 36"**

**MODEL 2772 - CADET® 5' x 42"**

**MODEL 2773 - CADET® 6' x 36"**

**MODEL 2774 - CADET® 6' x 42"**

**MODEL 2775 - CADET® CORNER**

**MODEL 2776 - CADET® 5' x 32"  
w/INTEGRAL APRON**

### ***THANK YOU...***

for selecting an American Standard bathing product. Your new bath is shipped to you after careful inspection. The whirlpool version is completely assembled with pump, motor and system piping. All you need to finish the whirlpool installation are your selected fittings, electrical connections and support bedding material.

To ensure maximum performance and pleasure from this product, please follow the instructions and cautions.

For questions or service issues, please call Technical Support 1-(800)-442-1902.  
Please do not contact or return product to the store.








© AS America, Inc. 2014

All product names listed herein are trademarks of AS America, Inc. unless otherwise noted.

# IMPORTANT SAFETY INSTRUCTIONS

## INSTRUCTIONS PERTAINING TO A RISK OF FIRE, ELECTRIC SHOCK OR INJURY TO PERSONS

### READ AND FOLLOW ALL INSTRUCTIONS!

-  **WARNING: Risk of personal injury.** Do not permit children to use this unit without adult supervision.
-  **WARNING: Risk of personal injury.** Do not operate this unit without the guard over the suction fitting.
-  **WARNING: Risk of electric shock.** Do not permit electrical appliances (hair dryer, telephone, radio, etc.) within 60 inches (1524mm) of this unit.
-  **WARNING: Risk of hyperthermia and possible drowning.** People using medications and/or having adverse medical history should consult a physician before using this product.
-  **WARNING: Risk of personal injury.** Do not overfill unit before entering. Entering tub when filled more than 2/3 can cause overflow and slippery conditions. Exercise caution when entering and exiting.
-  **WARNING: No Food or Alcoholic Beverages.** Use of your bathtub immediately after meals is not recommended. Avoid alcohol consumption before or during bathing. Alcoholic beverages can cause drowsiness or hyperthermia resulting in loss of consciousness or even drowning.
-  **WARNING: Pregnancy.** If you are or think you may be pregnant, consult your physician before using the bathtub.

Never drop or insert any object into any opening.

Use this unit only for its intended use as described in this manual. Do not use any attachments not recommended by American Standard.

The unit must be connected only to a supply circuit that is properly protected by a ground-fault circuit-interrupter (GFCI). Such a GFCI should be provided by the installer and should be tested on a routine basis. To test the GFCI, push the test button. The GFCI should interrupt power. Push the reset button. Power should be restored. If the GFCI fails to operate in this manner, the GFCI is defective. If the GFCI interrupts power to the bathtub without the test button being pushed, a ground current is flowing, indicating the possibility of an electric shock. Do not use this hydromassage bathtub. Disconnect the hydromassage bathtub and have the problem corrected by a licensed electrician before using.

A pressure wire connector is provided on the exterior of the motor unit to permit connection of a no. 8 AWG solid copper bonding conductor between this unit and all other electrical equipment and exposed metal in the vicinity, as needed to comply with local requirements. To reduce the risk of an electric shock, connect this connector to the grounding terminal of your electric service or supply panel with a conductor equivalent in size to the circuit conductors supplying this unit.

## SAVE THESE INSTRUCTIONS

# Operation: SYSTEM I WHIRLPOOL

## BATHING:

- Fill bath with water at a comfortable bathing temperature - If your whirlpool is equipped with the optional EZ-Heater, it will automatically maintain the water temperature.
- IMPORTANT: Do not fill the whirlpool more than 2/3 full before getting in, as it may overflow.
- IMPORTANT: Do NOT add bath oils or salts – this will damage the whirlpool pump.
- IMPORTANT: Water level must be at least one inch (25mm) above the highest jet before the whirlpool is started. Operating the system without water (dry running) for extended periods will cause pump damage and void the warranty.

## STARTING WHIRLPOOL:

- Press on/off button to start whirlpool.

## STOPPING WHIRLPOOL:

- Press on/off button again to stop whirlpool.

## AIR VOLUME CONTROL ADJUSTMENTS:

- Water turbulence is determined by the amount of air mixed with the water. Rotate the air volume control counterclockwise for more turbulence--clockwise for less.



**MORE AIR**



**LESS AIR**

## FLOW JET VOLUME ADJUSTMENTS:

- The water flow action may be adjusted from vigorous to soft by rotating the nozzle clockwise for vigorous massage and counter-clockwise for soft massage.



**SOFTER MASSAGE  
(counterclockwise)**



**MORE VIGOROUS MASSAGE  
(clockwise)**

**OPTIONAL IN-LINE EZ-INSTALL™ HEATER OPERATING INSTRUCTIONS:  
(EXCEPT MODEL 2776 - CADET® 5' x 32" w/INTEGRAL APRON)**

Your whirlpool is equipped for use with the optional EZ-Install Heater Whirlpool Bath Heater, part no. 9075.120. Simply locate the EZ-Install Heater Removable Blank near the whirlpool pump and replace it with the heater. Be sure to **FOLLOW ALL OPERATING, INSTALLATION, and SAFETY INSTRUCTIONS THAT COME WITH YOUR EZ-INSTALL HEATER CAREFULLY BEFORE PROCEEDING WITH THE INSTALLATION.** The heater will maintain the temperature of the water in the whirlpool, or increase the temperature of the water in the whirlpool at about two to four degrees Fahrenheit per hour up to a maximum of 104°F (40 °F). The heater includes the following components:

**Thermostat:**

The "Smart Thermostat" requires no adjustment and will automatically maintain the water temperature at 104° Fahrenheit if the bathtub is too warm, simply adjust by adding cold water. **See Important Safety Instructions supplied with heater.**

**High Limit:**

The heater includes an exclusive "Intelligent High-Limit". This safety circuit will not "false trip" from hot tap water. It will only turn the heater off if the thermostat fails. If the high-limit trips frequently, call a service technician.

To manually reset the circuit in the event that the "High-Limit" switch has been activated, simply:

- (1) Turn off the whirlpool pump
- (2) Drain water from the tub
- (3) Remove power from heater by unplugging at receptacle or turning off circuit breaker
- (4) The heater circuit will automatically reset in less than 15 minutes
- (5) Restore power to the heater
- (6) Whirlpool bath is now ready to use

**Indicator Light:**

The light turns on when the heater is operating.

**Pressure Switch:**

The heater is equipped with a preset pressure switch. This switch will not allow the heater to turn on if the pump is not running with water flowing through the whirlpool piping system.

Your American Standard whirlpool is designed to give you many years of pleasure with reasonable care and maintenance.

Your new acrylic bathtub is tough, durable and easy to care for. The colors have been formulated to match other American Standard fixtures and enhance your choice of bathroom decorations. The high gloss surface will retain its lasting luster with proper care and maintenance.

#### **CLEANING AND MAINTENANCE:**

- Always fill the tub with temperate water. Excessively hot water (greater than 130° F) may cause surface damage.
- Remove bath mat after use and hang to dry. Allowing bath mat to dry in the tub may cause surface damage.
- Clean after use with a mild liquid household detergent cleaner. Do not turn on jets when such cleaners are present.

**Do not use:** *Lestoil® Cleaner; Lysol® Disinfectant (spray or concentrate); or Lysol® Basin, Tub and Tile Cleaner; Windex® Cleaner; Mr. Clean® Cleaner; Dow® Disinfectant Bathroom Cleaner\*; or other cleaning products in aerosol cans.*

#### **HARSH CHEMICALS, SHARP AND ABRASIVE OBJECTS SHOULD NEVER BE USED ON ACRYLIC SURFACES:**

- Do not use wire brushes, knives or sharp objects to remove stains or other surface blemishes.
- Use of abrasive cleaners or powders will dull the surface. If the glossy surface loses its sheen, dulled areas can be partially restored by rubbing with a white automotive body polishing compound and waxing with a liquid wax.  
**Do not wax surfaces where you walk or stand.**
- Do not allow nail polish remover, acetone, dry-cleaning fluid, paint remover, or other solvents to come into contact with the surface.
- Clean the surrounding surface immediately after using caustic drain cleaners.  
**Do not permit drain cleaner to enter circulation system.**
- Burning cigarettes will irreparably damage the surface of the whirlpool.

#### **CLEANING/PURGING THE CIRCULATION SYSTEM:**

Once every month the circulating system must be purged and cleaned. Follow the steps outlined below:

1. Fill whirlpool with warm water and add two teaspoons of powdered automatic dishwasher (not laundry) detergent and one-half cup of household bleach to filled whirlpool.
2. Activate whirlpool system in accordance with operating instructions and run system for two minutes.
3. Drain and refill whirlpool with cold water. Circulate for five minutes.
4. Drain whirlpool completely after step 3 (above) is completed.

For Troubleshooting and Repair Parts please log on to [www.americanstandard-us.com](http://www.americanstandard-us.com)

\* Lestoil® is a registered trademark of The Clorox Company.  
Lysol® is a registered trademark of The Linden Company.  
Windex® is a registered trademark of S.C. Johnson and Son, Inc.  
Mr. Clean® is a registered trademark of The Proctor and Gamble Company.  
Dow® is a registered trademark of The Dow Chemical Company.

## AS America, Inc. Limited Warranty Acrylic Products

AS America, Inc. ("American Standard®") warrants to the original consumer purchaser that it will, at its option, repair or replace any of its plumbing products found by it to be defective under normal use and maintenance within the following periods from date of purchase:

Electronic Components - two (2) years  
Pump Motors - two (2) years  
Fittings and Plumbing - two (2) years  
Shell - three (3) years

This limited warranty DOES NOT COVER the following:

1. Defects or damage arising from shipping, installation, alterations, accidents, abuse, misuse, lack of proper maintenance and use of other than genuine American Standard replacement parts, in all cases whether caused by a plumbing contractor, service company, the owner or any other person.
2. Deterioration through normal wear and tear.
3. Expense of normal maintenance - periodic replacement of washers, seals, etc. is a normal maintenance requirement.
4. Postage or shipping costs for returning products for repairs or replacement under this limited warranty and labor or other costs incurred in connection with product removal or installation under this limited warranty.
5. ANY LIABILITY FOR CONSEQUENTIAL OR INCIDENTAL DAMAGES, ALL OF WHICH ARE HEREBY EXPRESSLY DISCLAIMED, OR THE EXTENSION BEYOND THE ONE-YEAR DURATION OF THIS LIMITED WARRANTY OF ANY IMPLIED WARRANTIES, INCLUDING THOSE OF MERCHANTABILITY OR FITNESS FOR PURPOSE INTENDED. (Some jurisdictions do not allow limitations on how long an implied warranty lasts, or the exclusion or limitation of incidental or consequential damages, so these limitations and exclusions may not apply to you.)
6. Responsibility for compliance with local code requirements. (Since local code requirements vary greatly distributors, dealers, installation contractors and users of plumbing products should determine whether there are any code restrictions on the installation or use of a specific product.)
7. If a Whirlpool unit is purchased by a dealer and used as a demonstration unit the Warranty takes effect as soon as the dealer uses the product as a demo. If this demonstration unit is subsequently sold to a customer, the dealer may transfer the remaining period of the Warranty to the buyer only with American Standard written approval.

This limited warranty gives you specific legal rights. You may have other statutory rights that vary from state to state or from province to province, in which case this warranty does not affect such statutory rights.

For service under this warranty, it is suggested that a claim be made through the contractor or dealer from or through whom the product was purchased, or that a service request (including a description of the product model and of the defect) be sent to the following address:

**In the United States:**

American Standard Brands  
P.O. Box 6820  
Piscataway, New Jersey 08855  
Attention: Director of Customer Care

For residents of the United States, warranty information may also be obtained by calling the following toll free number: (800) 442-1902

[www.americanstandard.com](http://www.americanstandard.com)

**In Canada:**

AS Canada, ULC  
5900 Avebury Rd.  
Mississauga, Ontario  
Canada L5R 3M3

Toll Free: (800) 387-0369  
[www.americanstandard.ca](http://www.americanstandard.ca)

**In Mexico:**

American Standard B&K Mexico  
S. de R.L. de C.V.  
Via Morelos #330  
Col. Santa Clara  
Ecatepec 55540 Edo. Mexico

Toll Free: 01-800-839-1200

[www.americanstandard.com.mx](http://www.americanstandard.com.mx)