

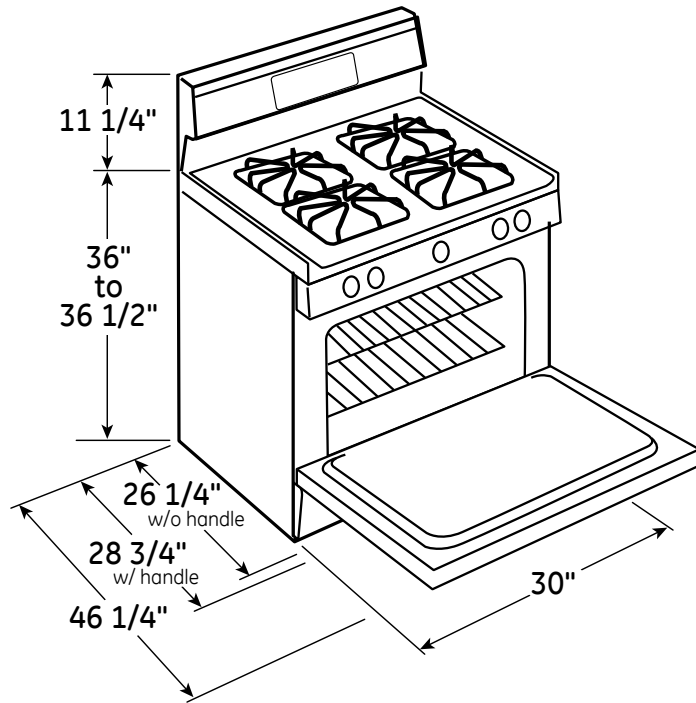
JGB660SEJ

GE® 30" Free-Standing Gas Range

DIMENSIONS AND INSTALLATION INFORMATION (IN INCHES)

ELECTRICAL RATING: 120V, 60Hz, 15A

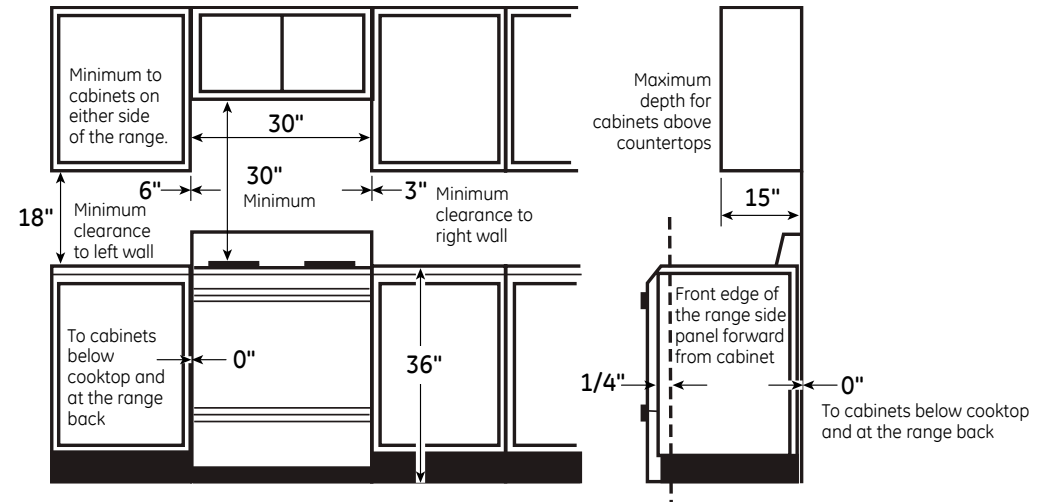
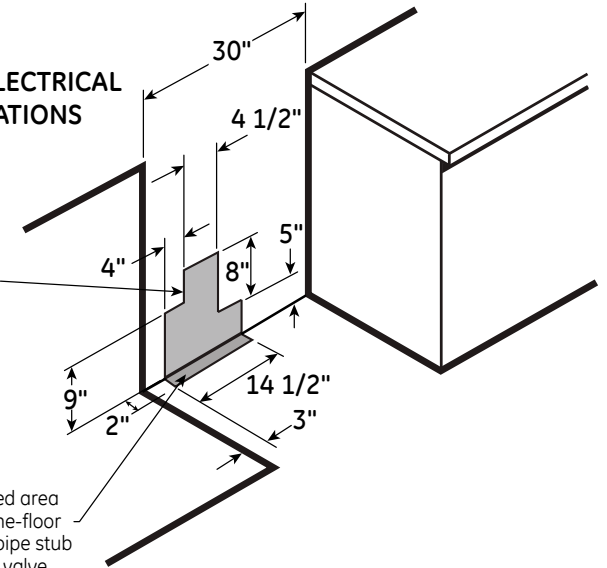
INSTALLATION INFORMATION: Before installing, consult installation instructions packed with product for current dimensional data.



GAS PIPE AND ELECTRICAL OUTLET LOCATIONS

Recommended area for 120V outlet on rear wall and area for through-the-wall connection of pipe stub and shut-off valve.

Recommended area for through-the-floor connection of pipe stub and shut-off valve.



GE APPLIANCES

For answers to your Monogram,® GE Profile™ or GE® appliance questions, visit our website at geappliances.com or call GE Answer Center® service, 800.626.2000.



All GE ranges are equipped with an Anti-Tip device. The installation of this device is an important, required step in the installation of the range.



JGB660SEJ

GE® 30" Free-Standing Gas Range

FEATURES AND BENEFITS

Edge-to-edge cooktop - A large, continuous cooking surface gives you extra room for pots and pans of all sizes and lets cookware move easily from burner to burner

18,000 BTU Power Boil burner - Boil water fast with intense heat from this 18,000 BTU burner

Center oval burner - Large oval fifth burner is ideal for griddle or odd-size cookware

Precise Simmer burner - Delicate foods don't burn with low, even heat

Self-clean oven - Cleans the oven cavity without the need for scrubbing

5.0 cu. ft. oven capacity - Cook more dishes at once

Heavy cast, dishwasher safe grates - Easily and safely clean grates in the dishwasher

Model JGB660SEJSS - Stainless steel



GE APPLIANCES