

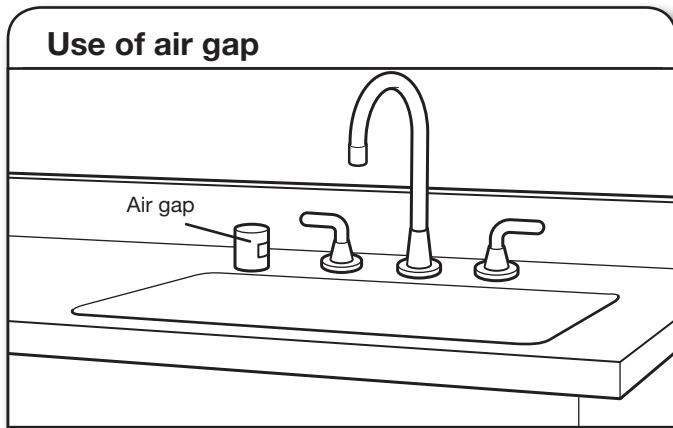
Undercounter Dishwasher

PRODUCT MODEL NUMBERS

ADB1500AD

DRAIN REQUIREMENTS

- Make sure to use an air gap if the drain hose is connected to house plumbing lower than 20" (508 mm) above subfloor or floor.



- Use 1/2" minimum I.D. drain line fittings.
- If required, the air gap should be installed in accordance with the air gap installation instructions. When you are connecting the air gap, a rubber hose (not provided) will be needed to connect to the waste tee or disposer inlet.

WATER SUPPLY REQUIREMENTS

- A hot water line with 20 to 120 psi (138 to 862 kPa) water pressure can be verified by a licensed plumber.
- 120°F (49°C) water at dishwasher
- 3/8" O.D. copper tubing with compression fitting or flexible braided water supply line (Part Number W10278635RP).
NOTE: 1/2" minimum plastic tubing is not recommended.
- A 90° elbow with 3/4" hose connection with rubber washer. (Part Number W10574777).
- Do not solder within 6" (152 mm) of the water inlet valve.

ELECTRICAL REQUIREMENTS

You Must Have:


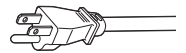
- 120-volt, 60 Hz, AC-only, 15- or 20-amp, fused electrical supply
- Copper wire only

We Recommend:

- A time-delay fuse or circuit breaker
- A separate circuit

If Connecting Dishwasher with a Power Supply Cord:

- Use a UL Listed power cord kit marked for use with dishwasher (Part Number 4317824).
- Power supply cord must plug into a grounded 3 prong outlet, located in the cabinet next to the dishwasher opening. Outlet must meet all local codes and ordinances.

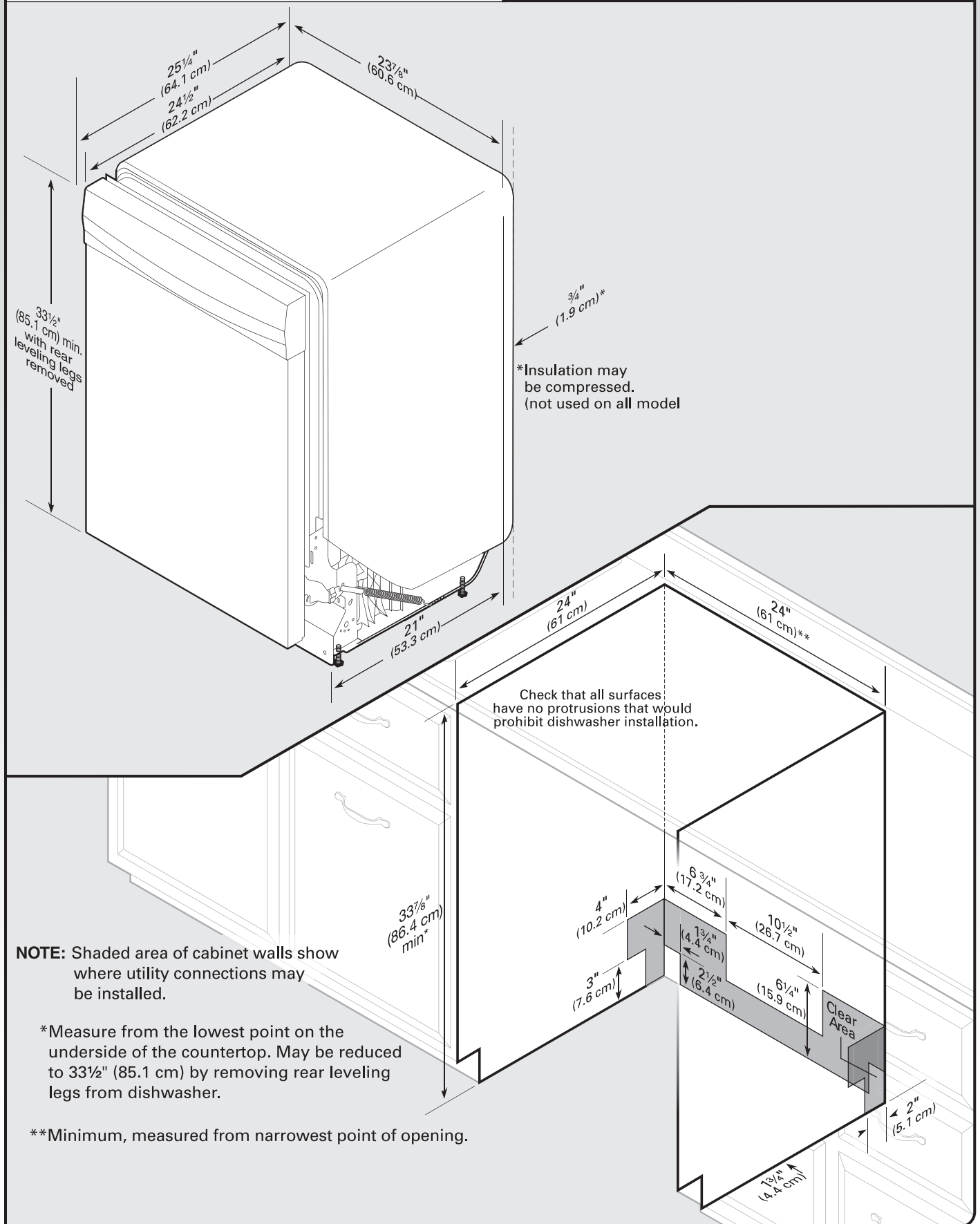


If Connecting Dishwasher with Direct Wiring:

- Use flexible, armored, or nonmetallic sheathed copper wire with grounding wire that meets the wiring requirements for your home and local codes and ordinances.
- Use a UL Listed/CSA Approved metallic strain relief.



Product and Cabinet Opening Dimensions



NOTE: Shaded area of cabinet walls show where utility connections may be installed.

*Measure from the lowest point on the underside of the countertop. May be reduced to 33 1/2" (85.1 cm) by removing rear leveling legs from dishwasher.

**Minimum, measured from narrowest point of opening.