

IT-36CI



FEATURES

- Dual refrigeration keeps food fresher longer
- Air purification system fights spoilage, odors
- Water-filtration system for ice reduces contaminants, chlorine taste and odor
- Automatic ice maker with "max ice" feature
- Over-and-under refrigerator/freezer storage
- Ready to be fitted with custom panels and handles to blend with cabinetry
- Rigorously tested in our U.S. manufacturing facilities to ensure decades of use
- Exceptional 24/7 support from Madison, WI-based Customer Care team


ACCESSORIES

- Air Purification Cartridge
- Egg Container
- Water Filter 4204490
- Stainless Steel Tubular Handles
- Stainless Steel Pro Handles
- Stainless steel side enclosure
- Stainless steel top enclosure
- Reduced toe kick divider for toe kicks from 2" to 3.875"
- Dual Installation Kits
- Stainless Steel Door Panels With Pro Handle
- Stainless Steel Door Panels With Tubular Handle
- Stainless Steel Drawer Panels With Pro Handles
- Stainless Steel Drawer Panels With Tubular Handles
- Stainless Steel Dual Installation Kickplates

Accessories are available through an authorized dealer. For local dealer information, visit subzero-wolf.com/locator.



HANDLE ACCESSORIES



PRODUCT DETAILS

REFRIGERATOR

- Three adjustable glass shelves
- One stationary shelf
- Crisper drawer with two adjustable dividers
- Adjustable dairy compartment
- Two adjustable door shelves
- One stationary door shelf

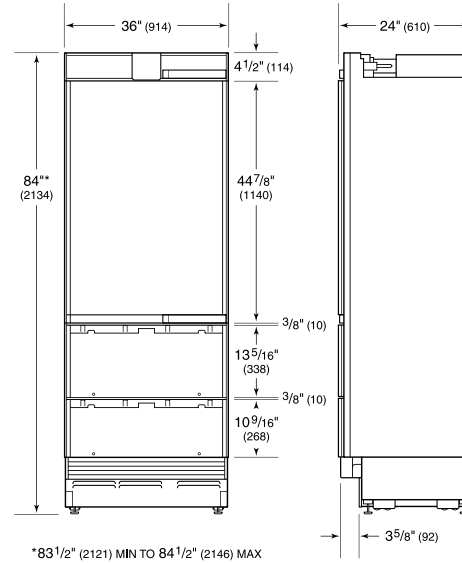
FREEZER

- Three adjustable drawer dividers
- Removable ice container
- Automatic ice maker

PRODUCT SPECIFICATIONS

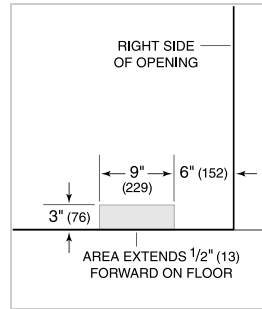
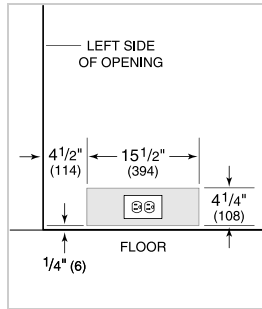
Model	IT-36CI
Dimensions	36"W x 84"H x 24"D
Door Clearance	34 1/2"
Drawer Clearance	18 3/8"
Weight	460 lbs
Refrigerator Capacity	13.3 cu. ft.
Freezer Capacity	6.4 cu. ft.
Electrical Supply	115 VAC, 60 Hz
Electrical Service	15 amp dedicated circuit
Receptacle	3-prong grounding-type

DIMENSIONS



ELECTRICAL


PLUMBING



PANEL SPECIFICATIONS For complete panels specifications including width/height, weight requirements and thickness requirements visit subzero-wolf.com/reveal.

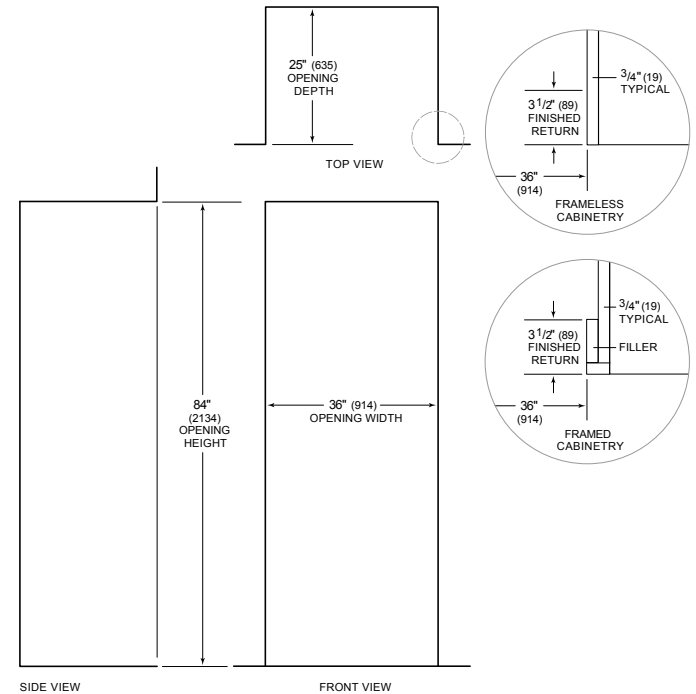
NOTE: Dimensions in parenthesis are in millimeters unless otherwise specified

INTERIOR VIEW



This illustration is intended for interior reference only and may not represent the exterior of the model being specified.

STANDARD INSTALLATION



NOTE: 3 1/2" (89) finished returns will be visible and should be finished to match cabinetry