

PHP9030DJ

GE Profile™ Series 30" Built-In Touch-Control Induction Cooktop

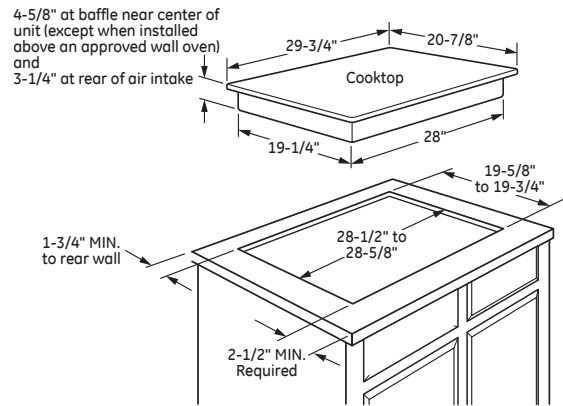
DIMENSIONS AND INSTALLATION INFORMATION (IN INCHES)

IMPORTANT: Requires a 3" free area between the bottom of the cooktop to any combustible material, i.e., shelving. Free area not required when installing wall oven underneath cooktop. Refer to installation instructions. Requires a 15" minimum from cooktop to adjacent overhead cabinets. Units are furnished with a 48" flexible armored cable.

NOTE: 30" induction cooktops are approved for use over select GE 27" and GE 30" Single Wall Ovens and Warming Drawers. Refer to cooktop and wall oven/warming drawer installation instructions packed with product for current dimensional data. If installed with a GE Telescopic Downdraft System, consult both the cooktop and downdraft installation instructions packed with product before installing. Cooktop gas/electric supply may need to be re-routed to install downdraft. The countertop cutout requires 23-1/2" minimum flat countertop surface and 25" minimum total countertop depth. In addition, other clearances to front edge of the countertop must be considered. **Before installing, consult installation instructions packed with product for current dimensional data.**

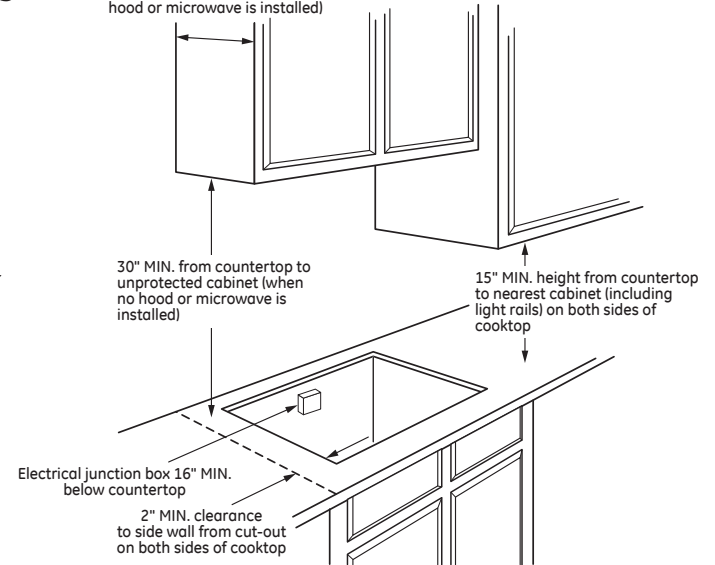
CUTOUT FILLER TRIM KIT: A filler trim kit is available for use if your countertop cutout is larger than the dimension shown, up to 29-13/16" x 20-7/16". Order JXTR32B for black or JXTR32W for white, to reduce the cutout opening for installation of this cooktop. These kits may be ordered from your GE Appliances Dealer.

APPROXIMATE COOKING DIMENSIONS



To insure accuracy, it is best to make a template when cutting the opening in the counter

13" MAX. depth of unprotected overhead cabinets (when no hood or microwave is installed)



KW RATING	
240V	7.4
208V	6.4
AMPERAGE	
240V	40 Amps†
208V	40 Amps†

†**NOTE:** Check local codes for required breaker size.



For answers to your Monogram, GE Café™ Series, GE Profile™ Series or GE Appliances product questions, visit our website at geappliances.com or call GE Answer Center® Service, 800.626.2000.



PHP9030DJ

GE Profile™ Series 30" Built-In Touch-Control Induction Cooktop

FEATURES AND BENEFITS

Four Induction elements - Enjoy a new level of rapid, precise heating with a cool-to-the-touch surface that's easy to clean

Digital touch controls - Accurately control your heating and enjoy an easy to clean surface

11" 3,700-watt induction element - Rapidly boil water with GE Appliances' most powerful induction element

SyncBurners - Control two 7" elements simultaneously to evenly heat large cookware or griddles*

Kitchen timer - Helps coordinate meal preparation and cooking

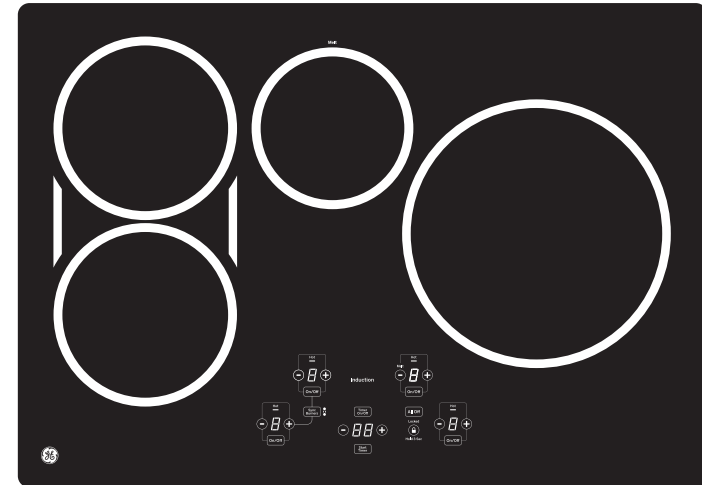
Control lock capability - Protects against unintended activation

Pan presence & size sensor - Cook efficiently with elements that heat to the size of your pan and shut off when no pan is present

Red LED display with black glass surface - Achieve a modern look that complements the entire kitchen

Hot surface indicator lights - Know when elements are too hot to touch with a quick glance

Model PHP9030DJBB - Black on black



*OPTIONAL STAINLESS STEEL CLAD ALUMINUM GRIDDLE

Achieve even results with this lightweight griddle, tailored to fit GE SyncBurners. Order part number JXGRIDL1 from your GE Dealer.

GUARANTEED FIT

Replacing a similar cooktop from GE or another brand? GE cooktops are guaranteed for an exact fit to make replacement easy

Visit geappliances.com for more info

