

Café™ 30" Slide-In Front Control Gas Convection Range

CAFÉ

DISTINCT BY DESIGN™

CGS700P4MW2 / CGS700P3MD1 / CGS700P2MS1



ALSO AVAILABLE IN



CGS700P2MS1
Stainless Steel with Brushed Stainless handles and knobs



CGS700P4MW2
Matte White with Brushed Bronze handles and knobs



FEATURES & BENEFITS

Expansive six-burner cooktop helps you entertain with ease - Entertaining for large groups is easy with the industry's first six burner, edge-to-edge cooktop that can accommodate cookware of all sizes and a cast-iron integrated griddle that provides enough room to perfectly flip crab cakes, arepas and other crowd favorites

Enjoy total control in the kitchen and beyond - Control your oven with your smart device or simply your voice using WiFi Connect

Share favorite creations with your favorite people - Create an unforgettable dinner, using a 21K tri-ring burner to do everything from searing scallops to simmering a lemon caper white wine sauce and a 15K power boil burner to boil water quickly for al dente angel hair pasta

Precise control delivers consistently delicious results - Achieve perfectly even desserts with accurate heat circulation thanks to True European Convection with Precise Air

Prepare foods to perfect doneness - Get roasts and meats just right with a temperature probe that lets you monitor progress without opening the oven door

An attractive appearance at all times - Every detail of your kitchen is designed to delight, thanks to a sleek backlit glass touch control panel that visually disappears when not in use and wakes up when prompted

Create a look that matches your personal style - Select any combination of premium finishes and hardware options to create a stunning look customized to any owner's taste

Never scrub racks - Easily remove everything from heavy roasts to delicate desserts with never scrub racks that stay in the oven during the self-clean cycle

Allow your appliances to interact with one another - Create a chef-like experience with Chef Connect, which can synchronize your appliance clocks and surface lights and vent when a range burner is in use, and even your microwave and range clocks

APPEARANCE

Cooktop Burner Grate Color	Matte Black
Oven Door Features	Big Clear View Oven Window; Matte Black Frameless Oven Door
Handle	Professional Style; Customizable; Consumer Removable
Handle Design	Café
Control Knobs	Weighted Stainless Steel Appearance

FEATURES

Configuration	Range with Storage Drawer
Cooking System	True Convection
Cooking Technology	Convection
Oven Cleaning Type	Self-Clean with Steam Clean Option
Burner - Left Front	21,000 BTU Tri-ring Burner
Burner - Left Rear	5,000 BTU Precise Simmer
Burner - Right Front	15,000 BTU
Burner - Right Rear	12,000 BTU
Burner - Center	9,500 BTU Front / 9,500 BTU Rear
Cooktop Burner Type	Sealed
Cooktop Surface	Deep Recessed; Porcelain-Enamel; Gray
Dishwasher Safe Knobs	Yes
Control Location	Front controls
Control Type	Backlit; Glass Touch
Valves (Degree of Turn)	270
Oven Control Features	Audible Preheat Signal; Automatic Oven Timer (Time Bake); Auto Oven Shut-Off; Auto Self Clean; Certified Sabbath Mode; Chef Connect; Control Lock Capability; Delay Bake Option (Time Bake); Delay Clean Option; Digipad Numeric Entry; Electronic Clock and Timer; Front Controls; In-Oven Broiling; Temperature Probe; Self-Clean Cool Down Time Display
Oven Cooking Modes	Convection Bake; Convection Roast
Cooktop Burner Grate Features	Heavy-Cast Edge-to-Edge Grates
Cooktop Burner Grate Material	Cast-Iron
Cleaning Time	Variable with Delay Clean Option
Self-Clean Oven Door Lock	Automatic
Oven Rack Features	3 Self-Clean Oven Racks; 6 Rack Positions
Fuel Type	Natural Gas (factory set)
Ignition System	Electronic
Leveling System	4 Leveling Legs
Style	Commercial
Oven Interior	1 Oven Interior Light; Black
Connected Capabilities	Amazon Alexa; The Google Assistant; IFTTT; Nest; Drop; Innit; DiGiorno
WiFi Connect	Built-In

CAPACITY

Total Capacity (cubic feet)	5.6 cu ft
-----------------------------	-----------

ACCESSORIES

Grates	Included Center Grate
Grill	Optional; Integrated Cast Iron; JXCGRILL1
LP Conversion Kit	Included
Trim Kit	Optional; JXFILLRIDD
Griddle	Included; Integrated Cast Iron

WEIGHTS & DIMENSIONS

Depth with Door Open	47-1/2 in
Approximate Shipping Weight	244 lb
Net Weight	224 lb
Height to Top of Rear Vent Trim	37-3/8 in
Overall Height	37-3/8 in
Height to Cooking Surface (in.)	36-1/4 +/- 1/4
Overall Width	29-7/8 in
Cabinet Width	30 in
Overall Depth	29-1/2 in
Depth Without Handle	26-7/8 in
Oven Interior Dimensions (W x H x D) (in.)	24 x 19-1/2 x 20-5/8

Café™ 30" Slide-In Front Control Gas Convection Range

CAFÉ

DISTINCT BY DESIGN™

CGS700P4MW2 / CGS700P3MD1 / CGS700P2MS1

POWER / RATINGS

Convection Wattage	1200W
Top Burner BTU Rating - LP (000's BTU's)	(1) 18.0 Tri-Ring; (1) 15.0; (1) 12.0; (2) 9.5; (1) 5.0
Top Burner BTU Rating - Nat. Gas (000's BTU's)	(1) 21.0 Tri-Ring; (1) 15.0; (1) 12.0; (2) 9.5; (1) 5.0
Volts/Hertz/Amps	120v; 60Hz; 15A
Bake/Broiler BTU Rating - LP (000's BTU's)	16.0 Bake / 13.5 Broiler
Bake/Broiler BTU Rating - Nat. Gas (000's BTU's)	16.0 Bake / 16.5 Broiler

WARRANTY

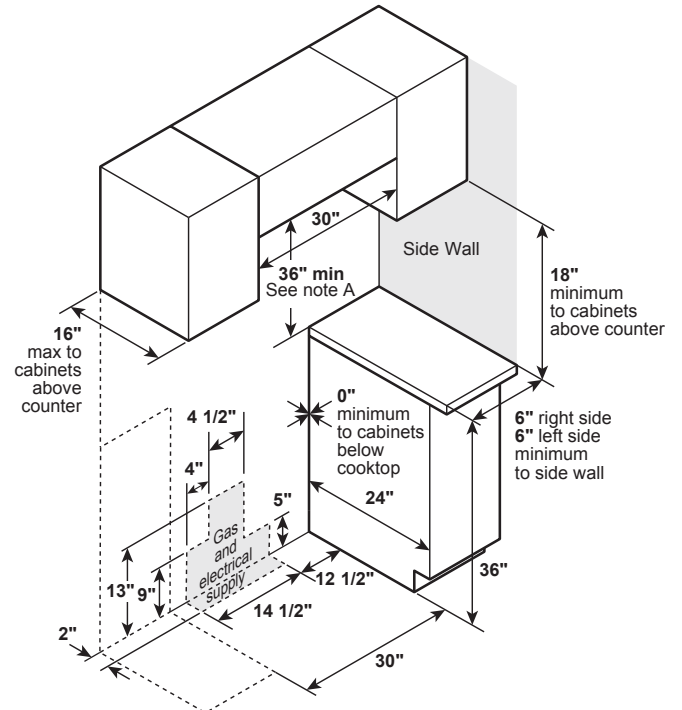
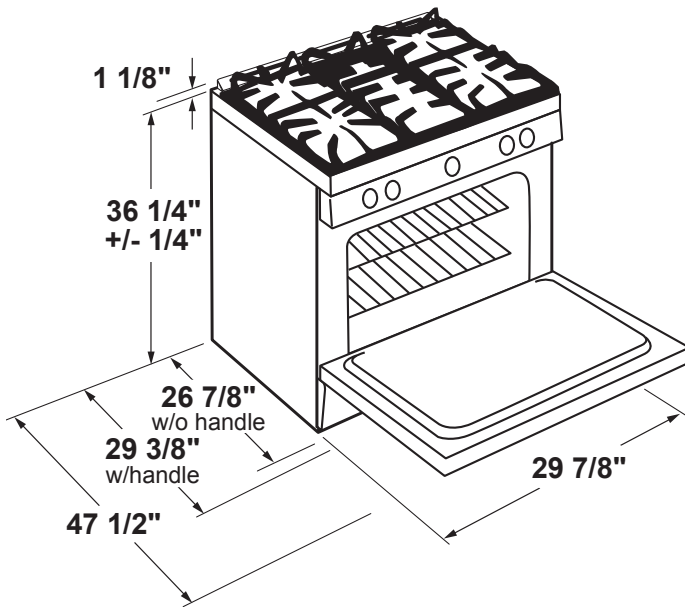
Parts warranty	Limited 1-year entire appliance
Labor warranty	Limited 1-year entire appliance

DIMENSIONS AND INSTALLATION

Electrical Requirements: 120v; 60Hz, 15A

Installation information: Before installing, consult installation instructions packed with product for current dimensional data.

For all installations, install the required rear trim to back of range with 4 screws provided.




Note A: 36" Minimum to bare cabinet, see installation instructions for heights less than 36"

ADDITIONAL ACCESSORIES



CXFCGHKPMBZ
Brushed Bronze
2 handles; 6 knobs



CXFCGHKPMSS
Brushed Stainless
2 handles; 6 knobs



CXFCGHKPMBT
Brushed Black
2 handles; 6 knobs



CXFCGHKPMCU
Brushed Copper
2 handles; 6 knobs