

leggett & platt®

fashion bed™

6755 W. 65th Street Bedford Park, IL 60638

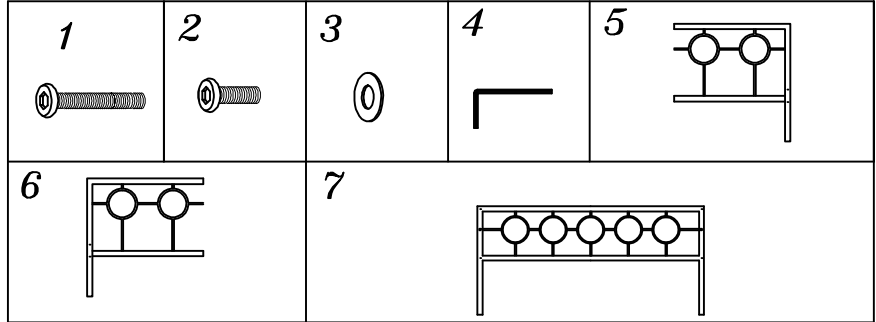
Parts List For Astoria Daybed

PART #361701 HARDWARE BAG FOR DAYBED

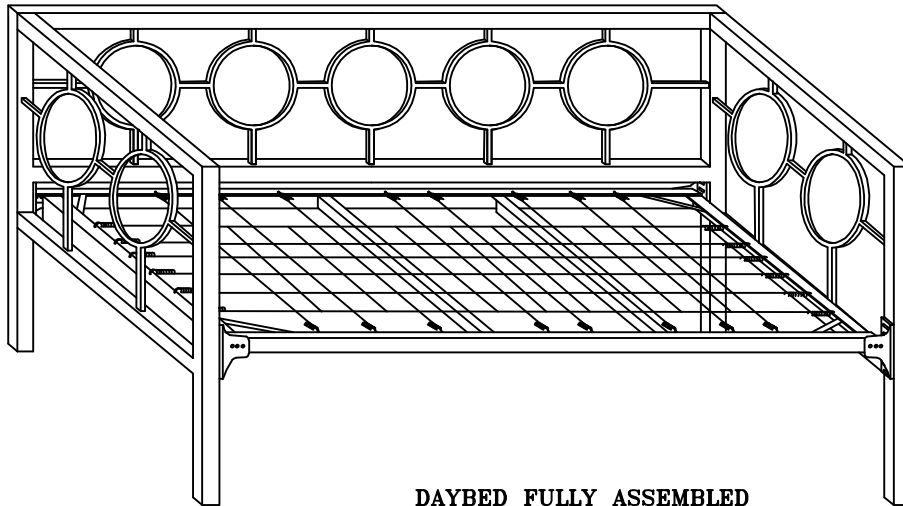
- (1) 1/4-20 2 3/4" ALLEN HEAD SCREW-4
- (2) 1/4-20 3/4" ALLEN HEAD SCREW-8
- (3) 7/8" OD METAL WASHER-12
- (4) ALLEN WRENCH-1

DAYBED PARTS:

- (5) RIGHT SIDE-1
- (6) LEFT SIDE-1
- (7) BACK PANEL-1



SAVE ALL PACKAGING MATERIALS UNTIL PRODUCT IS FULLY ASSEMBLED. HARDWARE AND SMALL PIECES MAY NOT BE SEEN AND COULD BE ACCIDENTALLY DISCARDED WITH PACKAGING MATERIALS.



DAYBED FULLY ASSEMBLED

Instruction Sheet

- For ease of assembly you will need a helper.
- Periodically retighten all screws.

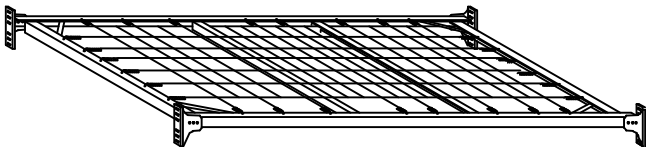
STEP 1- Locate hardware bag for Daybed & Link Spring Assembly.

- Hardware bag for daybed assembly is located inside the daybed box.
- Link spring - follow manufacturer instructions to assembly end brackets to link spring before attaching to daybed

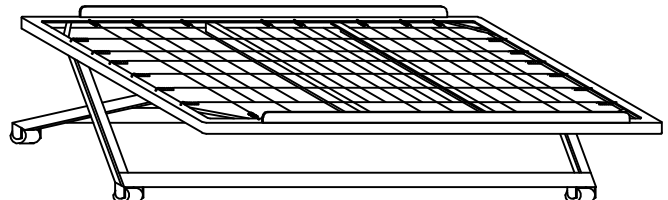
OPTIONAL

"LINK SPRING SOLD SEPARATELY"

"TRUNDLE UNIT SOLD SEPARATELY"



LINK SPRING FULLY ASSEMBLED

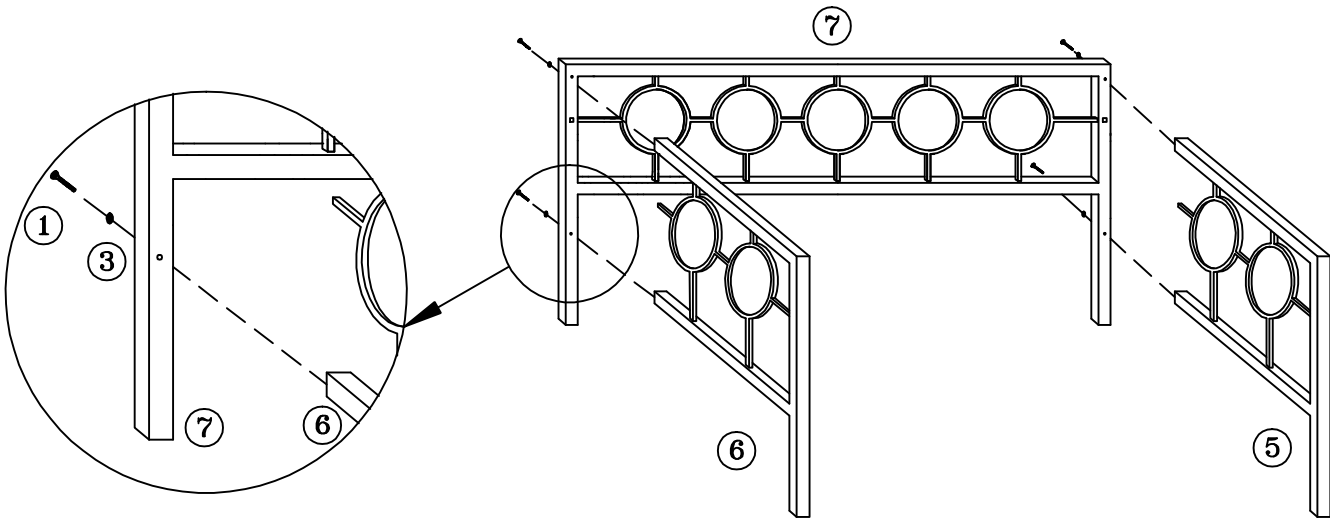


Instruction Sheet

STEP 2- Attachment of Back panel to Daybed Sides.

- Align holes in back panel (7) with end rails of left side (6). See Figure 1
- Secure back panel and left side with screws (1) and washers (3).
- Tighten screws with Allen wrench (4). See Figure 1
- Repeat on other daybed posts.

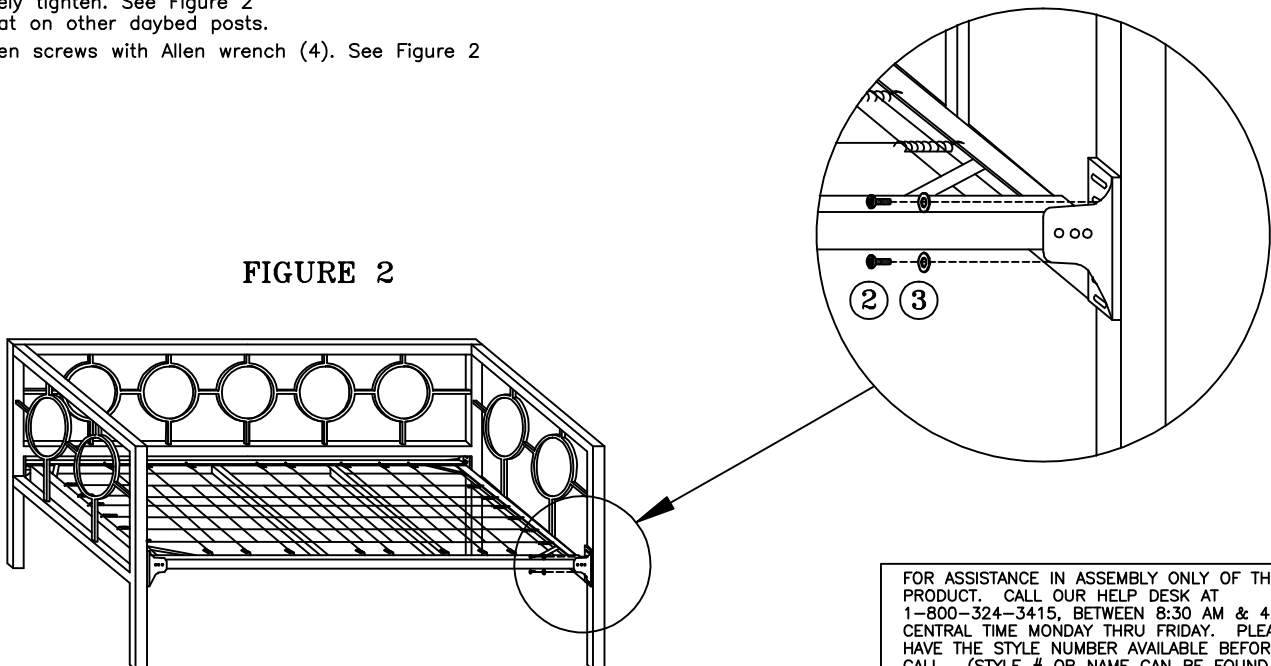
FIGURE 1



STEP 3- Attachment of Link Spring to Daybed Sides.

- Bolt one metal bracket of the link spring to one daybed side post.
- For each post use 2 screws (2), and 2 metal washers (3).
- Loosely tighten. See Figure 2
- Repeat on other daybed posts.
- Tighten screws with Allen wrench (4). See Figure 2

FIGURE 2



FOR ASSISTANCE IN ASSEMBLY ONLY OF THIS PRODUCT. CALL OUR HELP DESK AT 1-800-324-3415, BETWEEN 8:30 AM & 4:30 PM CENTRAL TIME MONDAY THRU FRIDAY. PLEASE HAVE THE STYLE NUMBER AVAILABLE BEFORE YOU CALL. (STYLE # OR NAME CAN BE FOUND ON PACKING CARTON OR SALES RECEIPT.) OUR PRODUCT IS INSPECTED TO ENSURE IT IS IN GOOD CONDITION. IF YOUR FURNITURE APPEARS TO HAVE BEEN DAMAGED IN SHIPMENT OR YOU ARE IN NEED OF REPLACEMENT PARTS PLEASE CONTACT THE DEALER FROM WHOM YOU PURCHASED THE PRODUCT.