



**Model 700BR
Integrated Refrigerator Drawers**

Integrated refrigeration can be used anywhere in the home. It merges seamlessly into the décor, with no visible hinges or grilles. Model 700BR is a 27" wide base unit with refrigerator storage in both drawers. This model is Energy Star Qualified for energy efficiency.



Features

- Integrated design blends invisibly into custom cabinetry
- Energy Star qualified
- Microprocessor offers precise temperature control
- Electronic digital controls
- Flat-to-the-ceiling bright interior lighting
- Removable, clear-view crisper cover can be used in either drawer
- Open drawer alarm

Model	700BR		
Design	Integrated		
Stainless Steel Panels	Classic	Platinum	Carbon
Model 700BR	■	■	■

Interior Features

- **Refrigerator**
 - 1 Temperature Zone
 - 2 Storage Drawers
 - Removable Crisper Cover
 - 2 Removable Drawer Dividers

Accessories

- Stainless steel drawer panels with tubular handles available in three finishes (see chart above for specifics)
- Polished chrome handles for custom panel applications
- Crisper cover with lid
- Dozen egg container with lid
- Dual installation heater kit


Accessories are available through your Sub-Zero dealer. To obtain local dealer information, visit the Locator section of our website, subzero.com.



This appliance is certified by Star-K to meet strict religious regulations in conjunction with specific instructions found on www.star-k.org.



Classic



Platinum

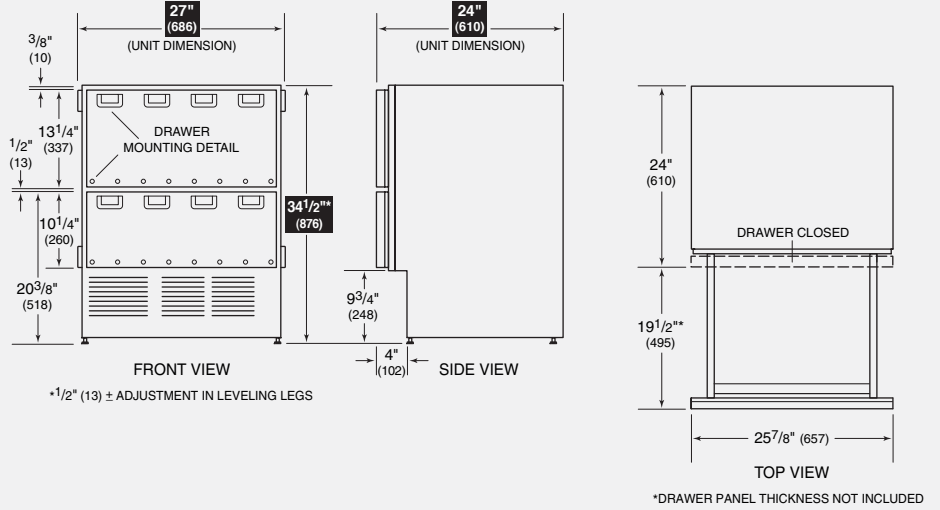


Carbon



**Model 700BR
Integrated Refrigerator Drawers**

Overall Dimensions



Unit dimensions may vary by ±1/8".

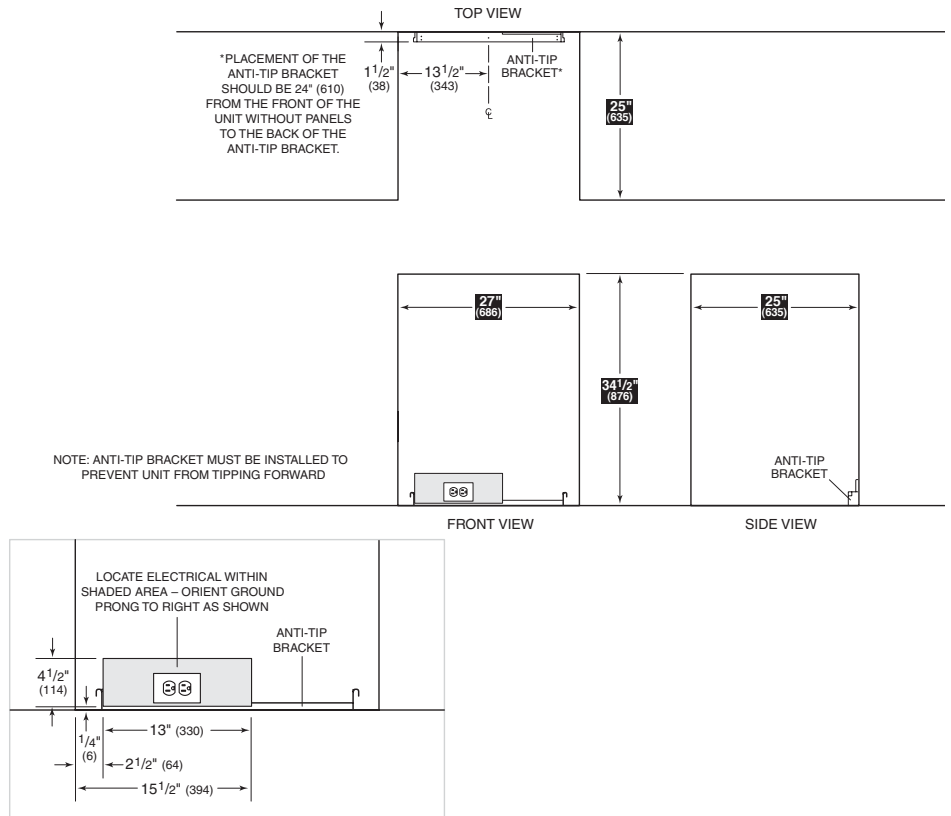
Specifications

Overall Width	27"
Overall Height	34 1/2"
Overall Depth	24"
Drawer Clearance	19 1/2"
Refrigerator Capacity	5.3 cu ft
Opening Width	27"
Opening Height	34 1/2"
Opening Depth	25"
Electrical Requirements	115 V AC, 60 Hz 15 amp dedicated circuit
Annual Energy Usage	\$31**
Shipping Weight	190 lbs

*Depth is 24" from the front of the unit to its back. Your design may necessitate moving the unit back, or cabinets forward to achieve a flush fit. This will require a minimum opening depth of 25".

**Based on 9.06 cents per kilowatt hour.

Installation Specifications



Installation Notes

Stainless steel drawer front panels with handles are available as accessories. These panels are not installed at the factory.

Complete installation specifications, including panel sizes, can be found on our website, subzero.com.

Dimensions in parentheses are in millimeters unless otherwise specified.