

JKS500DN/EN/SN

GE® 27" Built-In Single Electric Convection Wall Oven

DIMENSIONS AND INSTALLATION INFORMATION (IN INCHES)

NOTE: Single wall ovens are NOT approved for stacking above or below another single wall oven.

NOTE: Wall coverings, countertops and cabinets surrounding the wall oven must be able to withstand a temperature of up to 200°F (94°C).

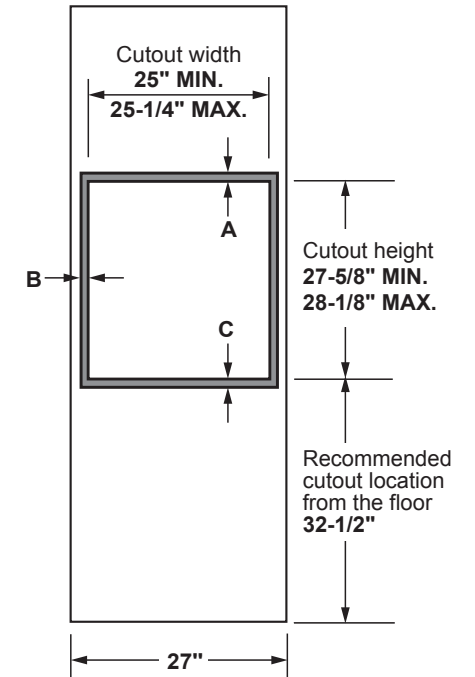
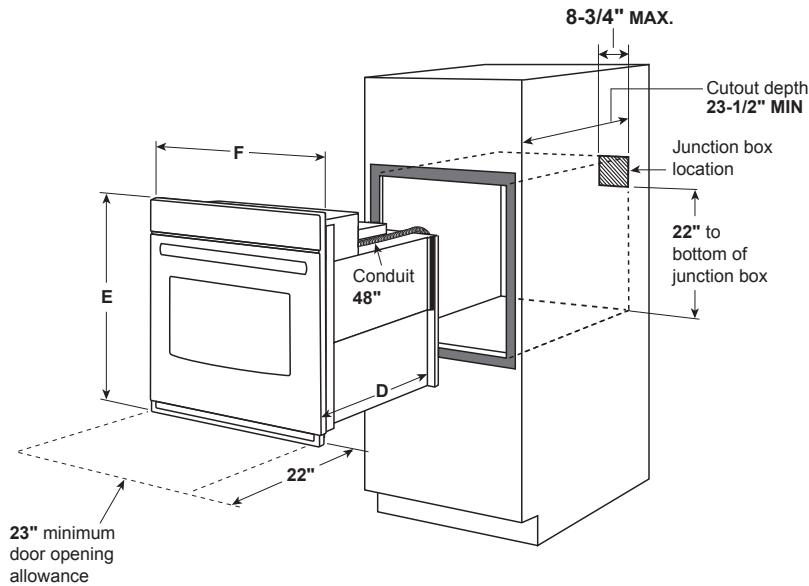
NOTE: If the cabinet in which the wall oven is installed does not have a solid bottom, two braces or runners must be installed to support the weight of the oven. The runners and braces must support up to 220 lbs (99 kg).

NOTE: Door handle protrudes 3" from door face. Cabinets and drawers on adjacent 45° and 90° walls should be placed to avoid interference with the handle.

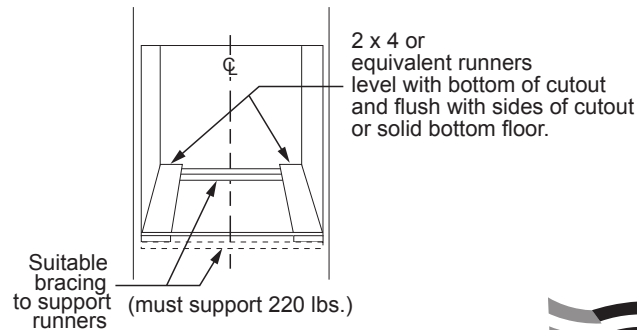
ATTENTION INSTALLER: Electric wall ovens are NOT approved for installation with a plug and receptacle. They must be hard wired into an approved junction box.

IMPORTANT: Before installing, consult installation instructions packed with product for current dimensional data.

KW RATING	
240V	3.6
208V	2.7
BREAKER SIZE	
240V	20 Amps
208V	20 Amps



Dimension and installation information are shown in inches.



JKS5000

Cabinet	27"
A - Overlap of oven at top of cutout	1"
B - Overlap of oven other side of edge of cutout	1"
C - Overlap of oven at bottom of cutout	1"
Oven	
D - Install depth	23-1/2"
E - Overall height with trim	28-7/8"
F - Overall width	26-3/4"



Listed by Underwriters Laboratories



For answers to your GE Profile™ Series or GE Appliances product questions, visit our website at geappliances.com or call GE Answer Center® Service, 800.626.2000.

Specification Revised 1/19

JKS500DN/EN/SN

GE® 27" Built-In Single Electric Convection Wall Oven

DIMENSIONS AND INSTALLATION INFORMATION (IN INCHES)

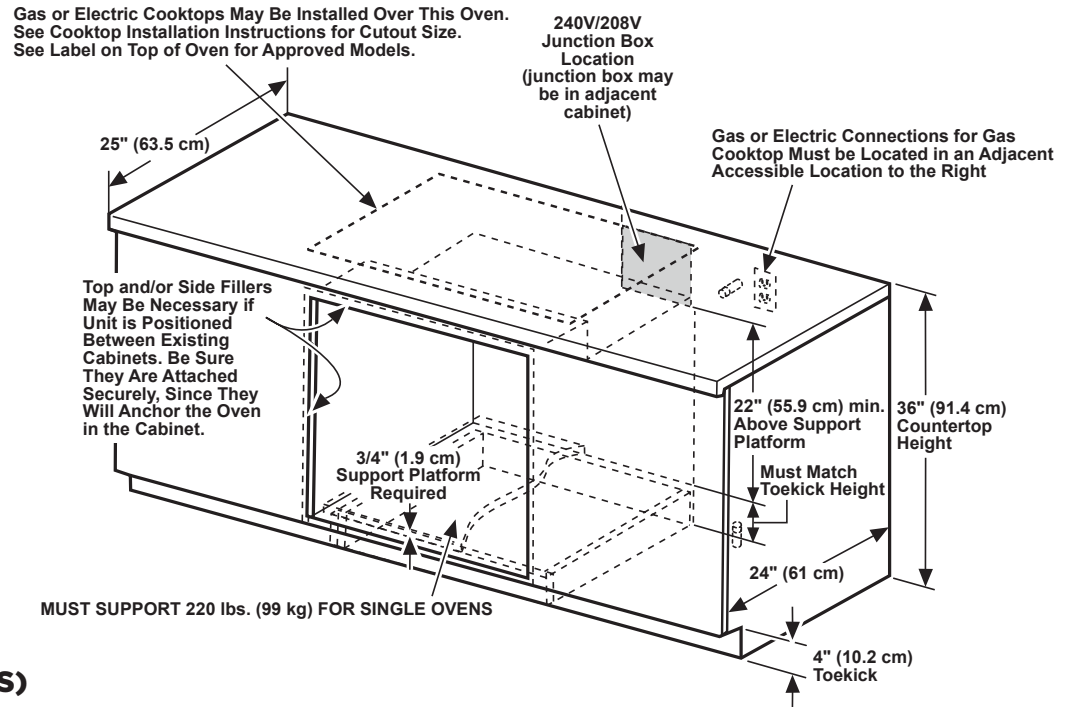
NOTE: 27" Single electric wall ovens are approved for installation below a countertop, and below certain gas and electric cooktops. Refer to the Approved Combinations Matrix available at geappliances.com for specific information.

NOTE: 27" Single electric wall ovens are approved for installation above 27" warming drawers.

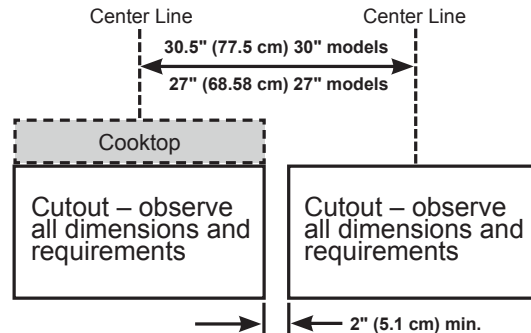
ATTENTION INSTALLER: Electric wall ovens are NOT approved for installation with a plug and receptacle. They must be hard wired into an approved junction box.

IMPORTANT: Before installing, consult installation instructions packed with ALL products for current dimensional and combination data.

UNDERCOUNTER INSTALLATION



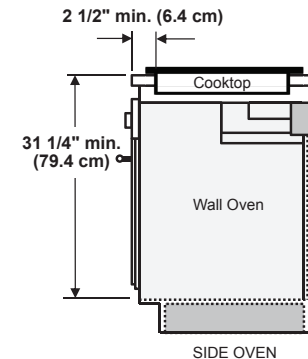
SIDE-BY-SIDE INSTALLATION (TWO OVENS IN SEPARATE CUTOUTS)



NOTE: One cooktop may be centered over either oven in the side-by-side installation.

INSTALLATION BELOW A COOKTOP

IMPORTANT: Maintain a minimum distance of 31 1/4" from the top surface of the countertop to the wall oven platform to ensure that the cooktop and wall oven do not interfere with each other (see picture).



For answers to your GE Profile™ Series or GE Appliances product questions, visit our website at geappliances.com or call GE Answer Center® Service, 800.626.2000.

JKS5000DN/EN/SN

GE® 27" Built-In Single Electric Convection Wall Oven

FEATURES AND BENEFITS

True European Convection – Achieve faster and more even results with a convection fan and third heating element that circulates air for more efficient cooking

Hidden backlit LCD control – Easily read and operate a bright display that shows the clock when not in use and illuminates controls when you're ready to cook

Never scrub, heavy-duty smooth glide racks – Easily remove even the heaviest dishes with a roller rack that's engineered to glide seamlessly out of the oven

Precision temperature probe – Internal probe allows monitoring of roasts and meats to assure they are thoroughly and accurately cooked without opening the oven door

Never scrub, heavy-duty racks – Say goodbye to scrubbing thanks to never scrub heavy-duty racks, engineered to withstand a self clean cycle

Self-Clean with optional Steam Clean – Cleaning the oven interior has never been easier, with two cleaning options to fit your lifestyle

Anywhere control with remote notifications – Save time by conveniently preheating and monitoring your oven from anywhere using the GE Appliances Kitchen app

Scan-to-cook – Prepare your favorite packaged foods to perfection simply by scanning the barcode on the package with your smartphone and letting your oven adjust settings automatically

10-pass hidden bake element – Even baking and quick cleanup are assured, with 10-pass element that heats a large cooking area and is hidden for an easy-to-wipe surface

8-pass broil element – Get full broil coverage and even browning from edge to edge

Model JKS5000DNBB – Black

Model JKS5000DNWW – White

Model JKS5000ENES – Slate

Model JKS5000SNSS – Stainless steel



FIT GUARANTEE

Replacing a similar wall oven from GE Appliances or another brand? GE wall ovens are guaranteed for an exact fit or GE Appliances will pay up to \$300 toward modifications.

Visit geappliances.com for more info